

Kentucky Horse Racing *Heads Above the Rest*

Kentucky Horse Racing Authority 2004-2005 Biennial Report

Members:

Bill Street, *Chairman*

Connie Whitfield, *Vice Chairman*

John Cashman

Kerry Cauthen

Thomas Gaines

Dell Hancock

Tom Handy

Doug Hendrickson

Tom Ludt

Donna Smith

Jack Steinman

Larry F. Telle

Ben Walden

Gene Strong*

George Ward*

LaJuana Wilcher*

**Ex-officio*



MISSION STATEMENT

The Kentucky Horse Racing Authority shall be responsible for the following:

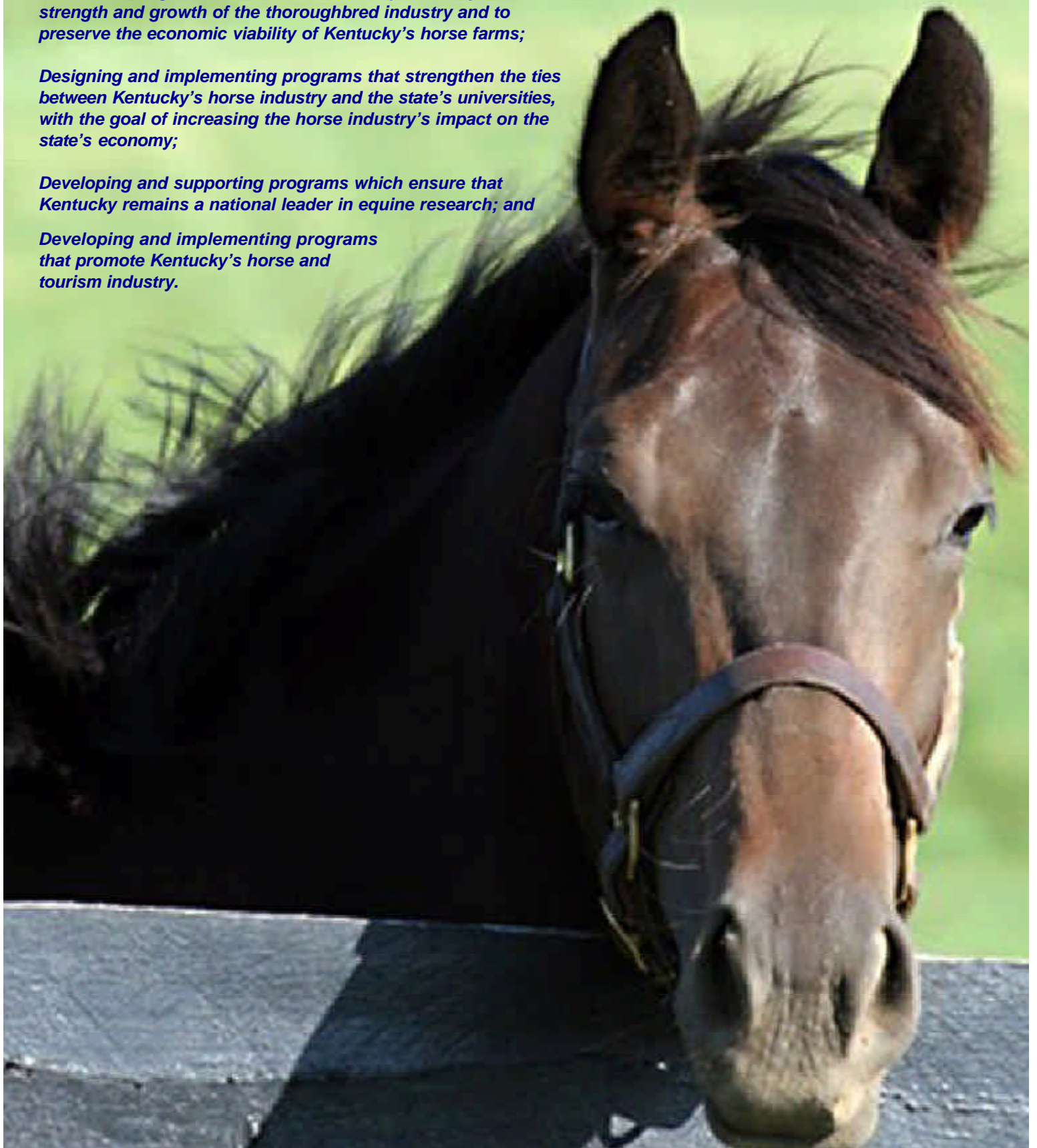
Developing programs and procedures for oversight and regulation of horse racing matters, including but not limited to race day medications;

Recommending tax incentives and other options to promote the strength and growth of the thoroughbred industry and to preserve the economic viability of Kentucky's horse farms;

Designing and implementing programs that strengthen the ties between Kentucky's horse industry and the state's universities, with the goal of increasing the horse industry's impact on the state's economy;

Developing and supporting programs which ensure that Kentucky remains a national leader in equine research; and

Developing and implementing programs that promote Kentucky's horse and tourism industry.





Ernie Fletcher
Governor

LaJuana S. Wilcher
Secretary

**Environmental and Public Protection Cabinet
Kentucky Horse Racing Authority**

4063 Iron Works Parkway, Building B
Lexington, Kentucky 40511
Telephone: (859) 246 - 2040
Fax: (859) 246-2039

The Honorable Ernie Fletcher, Governor
Commonwealth of Kentucky
The Capitol
700 Capitol Avenue
Frankfort, Kentucky 40601

The Honorable David L. Williams
President of the Senate
Room 300, State Capitol
700 Capitol Avenue
Frankfort, Kentucky 40601

The Honorable Jody Richards
Speaker of the House
Room 300, State Capitol
700 Capitol Avenue
Frankfort, Kentucky 40601

Dear Governor Fletcher, President Williams and Speaker Richards:

As provided by KRS 230.370, we submit on behalf of the Kentucky Horse Racing Authority (KHRA), the biennial report for 2004 and 2005.

During the past two years the KHRA has made significant strides in meeting its statutory mandate as set forth in Governor Fletcher's executive order dated January 2004, which created the KHRA. In that regard, the KHRA drafted emergency regulations pertaining to the administration of equine race day medications and a penalty rule for infractions of those rules. The rule became effective on September 7, 2005, the opening date of the Turfway Park meet. Kentucky joined the majority of racing states in adopting uniform model rules in this area.

Through the extraordinary effort of Governor Ernie Fletcher and the Legislature as part of a larger tax modernization plan, tax incentives were provided to the horse breeding industry to ensure the strength and growth of the state's thoroughbred, standardbred, quarter horse and non-race programs. As a result, the KHRA drafted administrative regulations for the Standardbred Breeders' Incentive Fund, the Thoroughbred Breeders' Incentive Fund and is working with non-race organizations in promulgating those rules.

The funds are derived from thoroughbred stallion fee tax receipts and are apportioned 80 percent, 13 percent and 7 percent to the thoroughbred, standardbred and non-race breed organizations respectively. It is anticipated these tax receipts will generate \$12 million, \$2 million and \$1 million, respectively, for those breeds.


This initiative will preserve Kentucky's horse farms and keep them economically viable and competitive well into the future. The KHRA stands ready to administer these breeding incentive funds and reward horses bred and foaled in Kentucky. The staff of the KHRA has devoted much time and effort in working with constituency groups to ensure this nascent program is structured correctly to provide the greatest economic benefit back to the breeding industry through proper regulatory oversight at a reasonable administrative cost.

It is envisioned that this biennial report (a more comprehensive document than has previously been submitted) will strengthen the ties between Kentucky's horse industry and the state's universities, with the over-arching objective of increasing the economic impact of the horse industry on Kentucky's economy. Needless to say, there are percentages from the commission (takeout) that benefit the equine industry program (at the University of Louisville) and post-secondary education (buildings, structures and programs). The racing industry should know how those monies are being expended and conversely, state universities should also be aware of the contribution the racing industry makes to the well-being of those entities. A more symbiotic relationship should be explored to examine synergies that would benefit the racetracks, breeders, universities, the KHRA and the Commonwealth of Kentucky.

More importantly, this report now includes all pari-mutuel handle – on-track, inter-track, off-track betting and out-of state handle. We have incorporated handle statistics from the Kentucky Off-Track Betting network, with branch locations in Corbin, Jamestown, Maysville and Pineville. It should be noted that the harness track, Thunder Ridge, opened simulcast facilities (as per KRS 230.380) in Hazard and Pikeville and another harness track, Players Bluegrass Downs, plans on opening a simulcast facility site in Fulton, Kentucky. Statistical data for these harness tracks includes those operational simulcast sites. Based on the foregoing, we should be able to track trends in wagering by using all the data available and providing the racing industry and government with better statistical information from which to work. These initiatives will help guarantee Kentucky's signature industry remains heads above the rest.

Thank you for your support and keen interest in the Kentucky Horse Racing Authority.

Respectfully submitted,



Bill Street, Chairman



Kentucky's Thriving Equine Industry

Kentucky's signature industry – the horse industry – is running on a fast track. Wherever one turns – to turnstiles, starting gates, betting windows, breeding sheds or the auction ring – the numbers are up, and they tell a story. It's a story of commitment and cooperation, of unbridled passion for these marvelous creatures and of the joy and jobs they create here in the Commonwealth.

Let's start with jobs. The equine industry gives a powerful economic boost to Kentucky, in addition to the emotional rush we feel when a horse flies powerfully across the finish line or races unbridled across a bluegrass pasture. The American Horse Council, in a recently released report, estimates that horses create approximately 460,000 direct full-time equivalent jobs in the United States, and when considering jobs created from indirect and induced spending, the horse industry creates almost 1.43 million full-time equivalent jobs. According to a 2002 study by the Gatton College of Business and Economics at the University of Kentucky, the horse industry generates over 31,800 jobs in Kentucky and had a total economic impact estimated at \$1.77 billion.

Congressman, candidate and now Governor Ernie Fletcher took a stand and made a commitment to promote, protect and grow Kentucky's horse industry, and he has delivered. Beginning with the creation of the new Kentucky Horse Racing Authority in early 2004, Governor Fletcher has provided leadership by working with diverse horse interests, including owners, trainers, breeders, tracks, jockeys and the public. Governor Fletcher encouraged the adoption of new race day medication rules, which are now in effect. He successfully supported 2005 legislation to develop a breeders' incentive fund, which will provide an estimated \$12 million to owners of thoroughbred mares that are bred and remain in Kentucky to foal, based on the foals' eventual earnings on race tracks here and in other states. In addition, an estimated \$3 million will go to standardbreds and other breeds under separate regulations.

Here's how Kentucky is faring in other areas that are key equine economic indicators.

Thoroughbred Foal Crop:

Kentucky's share of the U.S. foal crop grew a whopping 37.1 percent from 1994 to 2004, the last year for which the Jockey Club has final and complete figures. A total of 9,746 foals – 28.7 percent of the U.S. crop – were registered in Kentucky in 2004, more than in California and Florida combined.

Breeding:

Kentucky is leaving competitors in the dust with 20,632 thoroughbred mares being bred in Kentucky in 2005, an increase of 2.6 percent from 2004. More mares were bred in Kentucky than in Florida, California, Louisiana and New York combined. And it's not just the quantity of horses that is significant, it's quality as well. In the United States, *only* Kentucky stands stallions with a stud fee of \$40,000 or more, with Storm Cat garnering \$500,000 a session!



Sales:

Thoroughbred buyers from throughout the world flocked to Lexington in September 2005 for Keeneland's yearling sale. In two weeks they spent a record \$383.3 million, an increase of \$59.4 million from the previous record total set in 2004. The number of yearlings sold (3,545) was an industry record. The average price (\$108,420) was a sale record, as was the median price (\$40,000). Forty yearlings fetched \$1 million or more – also an industry record. The top price — \$9.7 million for a son of Storm Cat in 2005– was a record for a September sale as well.

On the Horizon


The Fletcher Administration and the KHRA have addressed a multitude of issues in the past two years and have an active agenda moving forward. There are several developments in the pipeline for the Kentucky Horse Racing Industry. Namely, the implementation and operation of a fully interactive thoroughbred breeder incentive fund; the use of hand-held computers for inputting information regarding leg exams conducted by state veterinarians on horses that are scheduled to race; and the integration of a digital fingerprint scanning system into the occupational license database system. Promulgating a new international hub wagering rule, updating standardbred regulations and enhancing track security are among additional issues you can expect to see discussed, debated and decided soon. Whatever the issue, though, you can bet that the Governor's pledge to keep Kentucky the Horse Capital of the World is being kept. It's a sure thing.

North American Foal Crop

State	1994		2003		2004		% Change 1994-04
	Reg. Foals	Percent US Crop	Reg. Foals	Percent US Crop	Reg. Foals	Percent US Crop	
Kentucky	7,108	22.1	8,741	25.8	9,746	28.7	37.1
Florida	3,587	11.2	4,487	13.3	4,385	12.9	22.2
California	3,560	11.1	3,849	11.4	3,710	10.9	4.2
New York	1,190	3.7	2,015	6	1,973	5.8	65.8
Louisiana	1,473	4.6	1,588	4.7	1,870	5.5	27

Table of Contents

Kentucky Horse Racing Authority	8-12
Kentucky Licensed Racing and Simulcast Facilities	13
Kentucky Breeding and Sales Information	14
Tax, License and Admissions Receipts	17
Kentucky Horse Racing Authority Receipts and Expenditures	18
Kentucky Horse Racing Authority Unclaimed Pari-Mutuel Tickets	20
Licensing Reports	21-23
Equine Drug Research	24
Members of the Equine Drug Research Council	25
Glossary of Terms	27-28
Thoroughbred Handle Summaries	29-31
Standardbred Handle Summaries	32-34
Thoroughbred Purses	35
Standardbred Purses	36
Live Attendance	37
Thoroughbred Tracks	38-53
Standardbred Tracks	54-60
Kentucky OTB Handle Summary	64
Kentucky OTB Handle by Bet Pool	65-68
Total Imported Handle by Track	69-70



*Designed by Kentucky Office of Workers'
Claims, Division of Information and Research:
Deborah Wingate & Fran Davis*

Kentucky Horse Racing Authority

On January 6, 2004, the Kentucky Horse Racing Authority (KHRA) was created and established as an independent agency of state government charged with the responsibility of regulating the conduct of horse racing and pari-mutuel wagering on horse racing and related activities within the Commonwealth of Kentucky. The Authority is attached to the Environmental and Public Protection Cabinet for administrative purposes.

The Authority consists of 13 members appointed by the governor, with the secretaries of the Environmental and Public Protection Cabinet, Commerce Cabinet, and Economic Development Cabinet serving as ex-officio nonvoting members. One member is appointed to serve as chairperson of the Authority. A second member is designated to serve as vice-chair of the Authority to act in the absence of the chair.



Chairman William M. Street

Former president and CEO of Brown-Forman Beverages. Mr. Street was appointed to the KHRA by Governor Fletcher on January 6, 2004.



Vice-Chair Connie Whitfield

Former attorney for the U.S. Department of Justice, Office of Legal Policy. She also serves as chair of the Kentucky Equine Drug Research Council. Mrs. Whitfield was appointed to the KHRA by Governor Fletcher on January 6, 2004.

For more information about the Kentucky Horse Racing Authority members, you may access the KHRA's Web site by visiting <http://www.khra.ky.gov/>.



John A Cashman, Jr.

Mr. Cashman served as former president and general manager of Castleton Farm. He was appointed to the KHRA by Governor Fletcher on January 6, 2004.



Kerry Cauthen

Mr. Cauthen is a co-owner and the managing partner of Four Star Sales. He is also a director for High Hope Steeplechase. He was appointed to the KHRA by Governor Fletcher on January 6, 2004.



Thomas Gaines

Mr. Gaines currently serves as president of KBC International as well as founding partner in Gaines-Gentry. He was appointed to the KHRA by Governor Fletcher on February 28, 2005.



Waddell W. Hancock II (Dell)

Ms. Hancock is co-owner of Claiborne Farm in Paris, Kentucky. She was appointed to the KHRA by Governor Fletcher on January 6, 2004.



Tom Handy

Mr. Handy is a retired Commonwealth's Attorney, 27th Judicial Circuit. He was appointed to the KHRA by Governor Fletcher on January 6, 2004.



Doug Hendrickson

Mr. Hendrickson is president of Limestone Associates and Limestone Mortgages. He is also a thoroughbred owner and breeder. He was appointed to the KHRA by Governor Fletcher on January 6, 2004.



Tom Ludt

Mr. Ludt is the co-general manager of Vinery, Ltd. and previous owner of Cromwell Insurance. He was appointed to the KHRA by Governor Fletcher on January 6, 2004.



Donna P. Smith

Ms. Smith is a graduate of High Point College. She is a former social worker and psychological assistant. She was appointed to the KHRA by Governor Fletcher on January 6, 2004.



Jack Steinman

Mr. Steinman is president of Rhinelander, Incorporated. He was appointed to the KHRA by Governor Fletcher on January 6, 2004.



Larry F. Telle

Mr. Telle is senior vice-president of J.J.B. Hilliard, W.L. Lyons, Inc. He was appointed to the KHRA by Governor Fletcher on January 6, 2004.



Ben P. Walden, Jr.

Mr. Walden is the founder of Vinery. He was appointed to the KHRA by Governor Fletcher on January 6, 2004.



LaJuana Wilcher

Ms. Wilcher is secretary of the Environmental and Public Protection Cabinet. She was appointed to the KHRA by Governor Fletcher on January 6, 2004.



Marvin E. "Gene" Strong, Jr.

Mr. Strong is the secretary of the Cabinet for Economic Development. He was appointed to the KHRA by Governor Fletcher on January 6, 2004.



George Ward

Mr. Ward is the secretary of the Commerce Cabinet. He was appointed to the KHRA by Governor Fletcher on October 31, 2005.



Jim Gallagher

Mr. Gallagher is the executive director of the Kentucky Horse Racing Authority.



Lisa Underwood

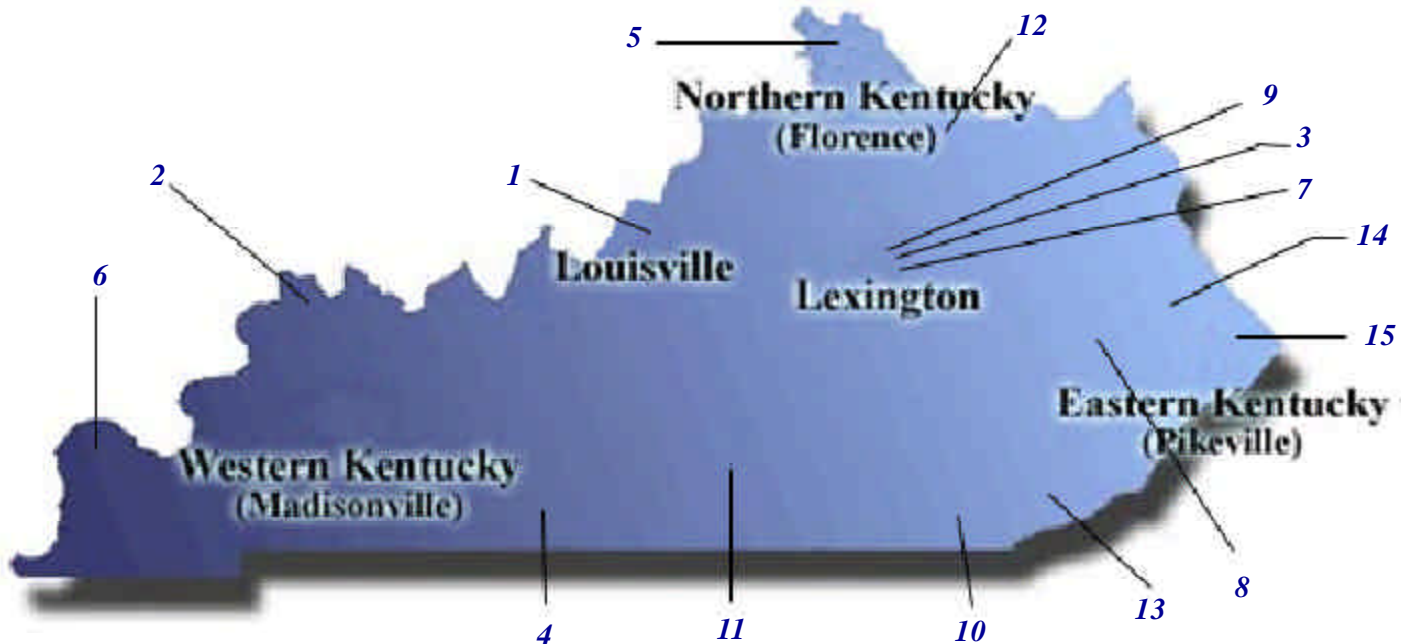
Ms. Underwood is the deputy commissioner of the Department of Public Protection.



Patricia "PJ" Cooksey

Ms. Cooksey is the deputy executive director of the Kentucky Horse Racing Authority.

Kentucky Licensed Racing and Simulcast Facilities



- | | |
|--|--|
| <p>1. Churchill Downs (Thoroughbred Racing)
700 Central Avenue
Louisville, Kentucky 40208
(502) 636-4400
http://www.churchilldowns.com</p> <p>2. Ellis Park (Thoroughbred Racing)
3300 US Highway 41 North
Henderson, Kentucky 42420
Toll-free (800) 333-8110
http://ellisparkracing.com</p> <p>3. Keeneland Association (Thoroughbred Racing)
4201 Versailles Road
Lexington, Kentucky 40588
(859) 254-3412
http://www.keeneland.com</p> <p>4. Kentucky Downs (Thoroughbred Racing)
5629 Nashville Road
Franklin, Kentucky 42134
(270) 586-7778
http://www.kentuckydowns.com</p> <p>5. Turfway Park (Thoroughbred Racing)
7500 Turfway Road
Florence, Kentucky 41022
(859) 371-0200
http://www.turfway.com</p> <p>6. Players' Bluegrass Downs (Standardbred Racing)
150 Downs Drive
Paducah, Kentucky 42002
(270) 444-7117</p> <p>7. The Red Mile (Standardbred Racing)
1200 Red Mile Road
Lexington, Kentucky 40504
(859) 255-0752
http://www.theredmile.com</p> | <p>8. Thunder Ridge (Standardbred Racing)
164 Thunder Road
Prestonsburg, Kentucky 41653
(606) 886-7723</p> <p>9. Kentucky Off-Track Betting LLC (Main Office)
The Thoroughbred Center
3380 Paris Pike
Lexington, Kentucky 40511
(859) 293-6084</p> <p>10. Kentucky Off-Track Betting-Corbin
57 Summit Drive
Corbin, Kentucky 40701
(606) 523-2808</p> <p>11. Kentucky Off-Track Betting-Jamestown
628 North Main Street
Jamestown, Kentucky 42629
(270) 343-3939</p> <p>12. Kentucky Off-Track Betting-Maysville
24 East 2nd Street
Maysville, Kentucky 41056
(606) 564-8030</p> <p>13. Kentucky Off-Track Betting-Pineville
Route 7, US 25 East
Pineville, Kentucky 40977
(606) 337-7473</p> <p>14. Hazard U-Bet (Thunder Ridge Simulcast Facility)
100 Veterans Drive
Hazard, Kentucky 41701
(606) 487-9050</p> <p>15. Pikeville (Thunder Ridge Simulcast Facility)
220 South Mayo Trail
Pikeville, Kentucky 41501
(606) 437-7600</p> |
|--|--|

Kentucky Breeding and Sales Information

In the world of thoroughbred breeding, Kentucky is indisputably the capital, its name synonymous with the industry.

Twenty-seven of the world's 40 leading stallions for 2006, ranked by progeny earnings, stand at stud in Kentucky. Collectively, their offspring had won \$110.6 million on the track through September 19, 2006.

These equine elites include sires of the winners of all three Triple Crown races in 2006: Dynaformer, sire of Kentucky Derby winner Barbaro; A.P. Indy, sire of Preakness Stakes winner Bernardini; and Seeking the Gold, whose son, Jazil, triumphed in the Belmont Stakes.

In two other economic indicators of the industry, numbers of mares bred and foals registered, Kentucky is far and away the leader, and that lead is increasing.

The number of mares bred in Kentucky in 2005 was 20,632; nearly triple the total for runner-up Florida and more than the combined totals for Florida, California, Louisiana and New York.

By the same token, Kentucky's share of the North American registered thoroughbred foal crop is again on the increase after the ill effects of Mare Reproductive Loss Syndrome (MRLS) and despite some lucrative breeder incentive programs in other states.

Kentucky's share of the thoroughbred foal crop peaked at 29.1 percent in 2000. Then MRLS struck, causing the figure to drop to 28.4 percent in 2001 and 25 percent in 2002. In 2004, the last year for which the Jockey Club has final and complete figures, Kentucky's share of the U.S. crop rebounded to 28.7 percent; a whopping gain of 37.1 percent over the decade. In all, 9,746 foals were registered in Kentucky in 2004; more than in California and Florida combined.



Leading Sires in Kentucky by Progeny Earnings through September 19, 2006

<i>Stallion</i>	<i>Winners</i>	<i>Earnings</i>
A.P. Indy	74	\$5,998,580
Pleasant Tap	43	\$5,528,228
Dynaformer	59	\$5,423,241
Giant's Causeway	72	\$5,155,282
Storm Cat	52	\$4,802,892
Maria's Mon	97	\$4,775,114
Langfuhr	76	\$4,743,500
Distorted Humor	73	\$4,596,311
Awesome Again	51	\$4,553,380
Slew City Slew	77	\$4,245,722
Thunder Gulch	75	\$3,964,286
Unbridled's Song	77	\$3,850,356
Stormy Atlantic	91	\$3,836,899
Arch	49	\$3,808,971
Grand Slam	112	\$3,807,408
Carson City	84	\$3,787,966
Seeking the Gold	42	\$3,719,547
Forestry	53	\$3,626,668
Silver Deputy	82	\$3,577,221
More Than Ready	77	\$3,529,520
Touch Gold	72	\$3,470,156
Smart Strike	60	\$3,409,786
Yes It's True	75	\$3,391,562
Tale of the Cat	83	\$3,292,296
Old Trieste	52	\$3,273,212
Saint Ballado	55	\$3,237,479
Sky Classic	61	\$3,230,215
Kentucky Totals	1874	\$110,635,798

*Information provided courtesy of The Jockey Club Information Systems, Inc.
All rights reserved.*



Tax, License & Admissions Receipts Distributed to the Commonwealth and Universities Fiscal Years 1996-2005

	1	2	3	4	5	
		Payments to Higher	Payments to Kentucky			Total Tax, License and
	Pari-Mutuel	Education	Equine	Race Track	Race Track	Admission Receipts
Fiscal Year	Tax	Equine Fund	Industry (U of L)	Admission Tax	License Fee	
1996	\$ 7,148,951	\$ 654,447	\$ 657,747	\$ 257,804	\$ 410,150	\$ 9,129,099
1997	\$ 5,911,958	\$ 592,759	\$ 557,985	\$ 207,489	\$ 438,529	\$ 7,708,720
1998	\$ 4,845,922	\$ 621,164	\$ 613,802	\$ 211,759	\$ 404,750	\$ 6,697,397
1999	\$ 7,179,163	\$ 633,719	\$ 620,212	\$ 241,307	\$ 395,525	\$ 9,069,926
2000	\$ 6,645,098	\$ 606,972	\$ 575,063	\$ 220,824	\$ 405,500	\$ 8,453,457
2001	\$ 6,182,083	\$ 588,634	\$ 580,040	\$ 216,615	\$ 320,800	\$ 7,888,172
2002	\$ 5,179,952	\$ 564,824	\$ 545,697	\$ 260,232	\$ 37,423	\$ 6,588,128
2003	\$ 5,953,247	\$ 535,896	\$ 517,373	\$ 193,114	\$ 322,825	\$ 7,522,455
2004	\$ 3,629,292	\$ 487,387	\$ 466,773	\$ 232,350	\$ 335,625	\$ 5,151,427
2005	\$ 4,710,111	\$ 466,487	\$ 469,105	\$ 195,068	\$ 324,642	\$ 6,165,413

1	KRS 138.510 (1)	Except for the conduct of harness racing at a county fair, each thoroughbred track with a daily handle of one million two hundred thousand dollars (\$1,200,000) or above shall be required to pay pari-mutuel tax in the amount of 3.5 percent of all money wagered during the fiscal year. For each thoroughbred track with a daily average handle under \$1.2 million the tax shall be an amount equal to 1.5 percent of all money wagered during the fiscal year. For each harness track with a daily handle under one million two hundred thousand dollars (\$1,200,000) the tax shall be an amount equal to 1.75 percent of all money wagered during the fiscal year. For each harness track with a daily handle over one million two hundred thousand dollars (\$1,200,000) the tax shall be an amount equal to 3.75 percent of all money wagered during the fiscal year. These receipts are deposited into the Commonwealth's general fund.
2	KRS 138.510 (6)	One-tenth of one percent of the total amount wagered in Kentucky shall be deducted from the pari-mutuel tax levied and deposited in a revolving fund for the construction, expansion or renovation of facilities or the purchase of equipment for equine programs at state universities (Kentucky Council for Post-Secondary Education).
3	KRS 230.550	Two-tenths of one percent of the total amount wagered on live racing in Kentucky and 0.05 percent of the total amount wagered on intertrack wagering shall be deducted from the pari-mutuel tax and allocated to the equine industry program trust and revolving fund for the equine industry program at the University of Louisville.
4	KRS 138.480	Except for the conduct of harness racing at a county fair, each person entering the grounds or enclosure of any race track at which live racing is being conducted under the jurisdiction of the KHRA, for the purpose of attending races or for any purpose therewith, shall pay a tax of fifteen cents (\$0.15) to the state except for certain persons such as owners, trainers, jockeys and employees. These receipts are deposited into the Commonwealth's general fund.
5	KRS 137.170	Any race track for any year commencing December 1 and ending the following November 30 for the days upon which races are actually conducted for any stake, purse or prize, shall pay a license tax in an amount based on the average daily mutuel handle for the preceding year. These receipts are deposited into the Commonwealth's general fund.

*Chart is numbered according to legend referencing statutes above.

Per KRS 230.752, on July 13, 2004 all harness racetracks became exempt from the excise tax paid under KRS 138.510 (2) and (3) relating to telephone account wagering and acting as a receiving track in intertrack wagering and simulating and interstate wagering.

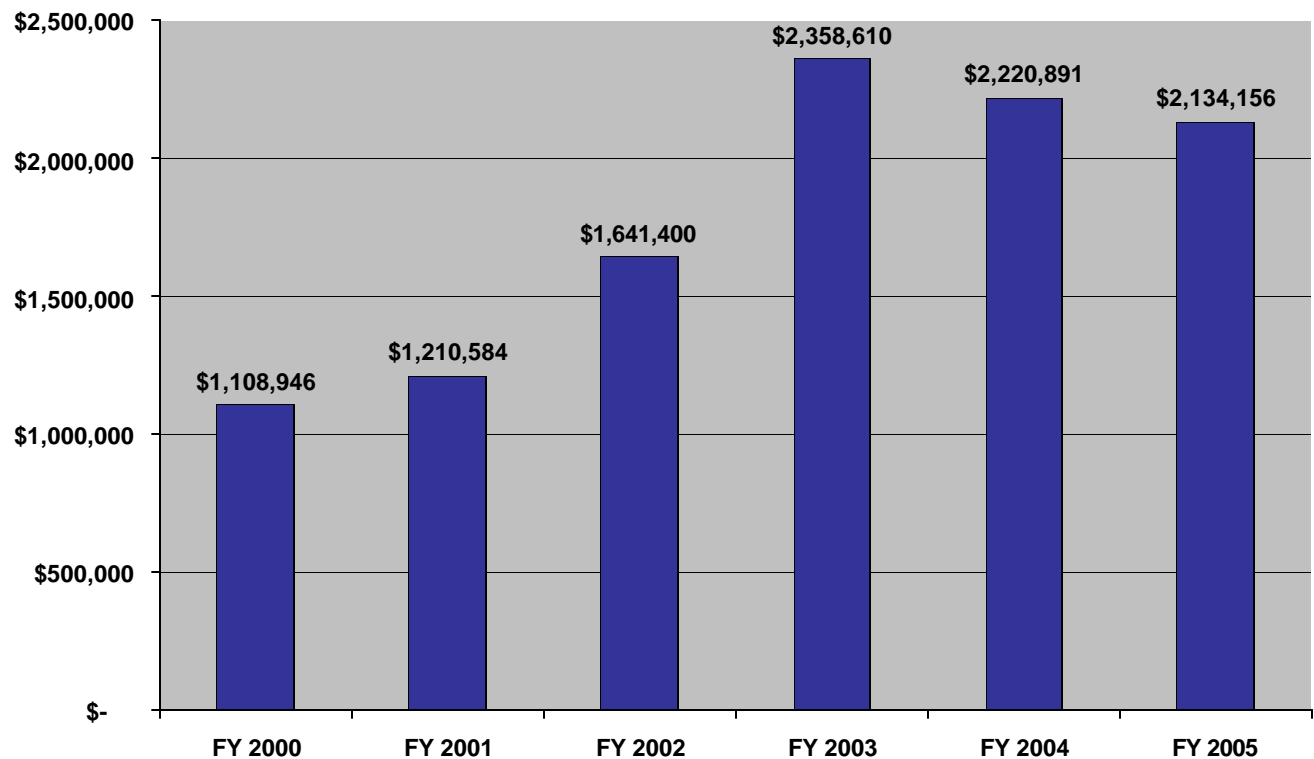
Receipts and Expenditures by Program Fiscal Years 2002-2005

		2002		2003		2004		2005	
		Receipts	Expenditures	Receipts	Expenditures	Receipts	Expenditures	Receipts	Expenditures
1	Equine Drug Research Fund	\$ 565,900	\$ 360,300	\$ 588,000	\$ 270,800	\$ 487,400	\$ 99,600	\$ 412,000	\$ 28,900
2	Thoroughbred Development Fund	\$ 8,650,000	\$ 8,633,000	\$ 8,168,900	\$ 7,221,800	\$ 7,668,800	\$ 8,493,600	\$ 7,329,000	\$ 7,072,700
3	Standardbred Development Fund	\$ 581,100	\$ 12,840	\$ 549,000	\$ 733,900	\$ 210,300	\$ 625,600	\$ 505,300	\$ 411,800
4	County Fair Purse Fund	\$ 148,700	\$ 152,900	\$ 152,600	\$ 102,200	\$ 179,600	\$ 129,400	\$ 204,600	\$ 300,700
5	Thoroughbred Owners & Breeders	\$ 276,500	\$ 266,400	\$ 258,700	\$ 254,800	\$ 273,400	\$ 285,400	\$ 258,500	\$ 258,500
6	Backside Improvement Commission	\$ 278,800	\$ 341,800	\$ 248,500	\$ 366,900	\$ 59,000	\$ 63,700	\$ 153,700	\$ 260,400
7	KY Racing Health & Welfare Fund	\$ 2,858,000	\$ 2,857,800	\$ 2,898,500	\$ 2,900,000	\$ 2,706,800	\$ 2,720,200	\$ 2,483,100	\$ 2,482,300
1	KRS 230.265	The KHRA shall receive one-tenth of 1 percent of total amount wagered and subject to the pari-mutuel tax levied in KRS 138.510. This money shall be used in financing drug research and testing in Kentucky and is monitored by the Equine Drug Research Council.							
2	KRS 230.400	Money from the Kentucky Thoroughbred Development Fund shall be allocated to each licensed association in an amount equal to the amount the association contributed to the fund. Money is to be deducted from the tax paid by the host tracks and deposited to the thoroughbred development fund in the amount of 0.75 percent of the total live handle for thoroughbred racing and 2 percent of the simulcast handle for thoroughbred racing.							
3	KRS 230.770	Money allocated to the fund under provisions of KRS 138.510; The KHRA shall provide for distribution of money to the credit of the development fund to persons, corporations or associations operating licensed standardbred race tracks within Kentucky. The fund is to be used to promote races and to provide purses for races for horses sired by stallions standing in Kentucky. This fund is composed of .02 of simulcast handle from thoroughbred tracks and .0125 of live handle at standardbred tracks per KRS 138.510. This fund is also composed of certain funds submitted by the off track betting parlors per KRS 230.380.							
4	KRS 230.398	All sums reported under this fund shall be used for purses at harness racing events at county fairs within the Commonwealth of Kentucky that have been licensed and approved by it. This fund is composed of all unclaimed standardbred tickets and certain funds submitted by the off track betting parlors per KRS 230.380.							
5	KRS 230.380	After a deduction for local economic development, a commission is taken on wagers placed at a simulcast facility. The Kentucky Thoroughbred Owners and Breeders Inc. receives six percent of that commission.							
6	KRS 230.218	The Backside Improvement Fund is a revolving fund that consists of money allocated to the fund under provisions of KRS 230.3615, together with any other money which may be contributed to or allocated to the fund from other sources.							
7	KRS 230.361	All sums reported and paid to KHRA relating to unclaimed thoroughbred tickets with the exception of funds paid under KRS 230.398, shall be paid by the KHRA to the Kentucky Health and Welfare Fund Inc.							

*Chart is numbered according to legend referencing statutes above.

Kentucky Horse Racing Authority Other Receipts					
Fiscal Years 2000-2005					
Fiscal Year	Track Assessments	License Fees	Fines	Interest	Total Receipts
2000	\$ 544,625	\$ 546,776	\$ 12,250	\$ 5,295	\$ 1,108,946
2001	\$ 504,475	\$ 653,005	\$ 45,916	\$ 7,188	\$ 1,210,584
2002	\$ 934,550	\$ 678,232	\$ 27,875	\$ 743	\$ 1,641,400
2003	\$ 1,005,300	\$ 1,326,560	\$ 25,680	\$ 1,070	\$ 2,358,610
2004	\$ 985,550	\$ 1,189,367	\$ 43,504	\$ 2,470	\$ 2,220,891
2005	\$ 859,450	\$ 1,214,860	\$ 59,128	\$ 718	\$ 2,134,156

KHRA Total Receipts by Fiscal Year



Kentucky Horse Racing Authority				
Thoroughbred Unclaimed Pari-mutuel Tickets by Calendar Year				
Tracks	2002	2003	2004	2005
Unclaimed Pari-mutuel Tickets				
Churchill Downs	\$1,319,393	\$1,206,056	\$1,121,865	\$1,305,768
Keeneland Association	\$723,157	\$707,827	\$651,948	\$780,229
Ellis Park	\$263,368	\$239,845	\$201,795	\$177,787
Kentucky Downs	\$158,403	\$146,764	\$136,404	\$162,033
Turfway Park	\$310,509	\$308,263	\$268,437	\$278,963
KY OTB	\$99,752	\$98,123	\$102,641	\$110,458
Subtotal	\$2,874,582	\$2,706,878	\$2,483,090	\$2,815,237
Advertising				
Churchill Downs	\$299	\$376	\$0	\$746
Keeneland Association	\$393	\$325	\$335	\$341
Ellis Park	\$60	\$139	\$195	\$22
Kentucky Downs			\$77	
Turfway Park	\$58	\$56	\$63	\$67
KY OTB	\$306	\$129	\$220	\$294
Total Advertising Expenditures	\$1,116	\$1,025	\$890	\$1,470
Payable to Health & Welfare	\$2,873,466	\$2,705,853	\$2,482,201	\$2,813,767

Kentucky Horse Racing Authority				
Standardbred Unclaimed Pari-mutuel Tickets by Calendar Year				
Tracks	2002	2003	2004	2005
Unclaimed Pari-mutuel Tickets				
Players Bluegrass Downs	\$38,258	\$46,994	\$38,773	\$33,021
Red Mile	\$53,719	\$43,372	\$48,451	\$37,814
Thunder Ridge	\$14,805	\$19,639	\$38,892	\$30,323
U-Bet	\$6,360	\$19,430	\$26,787	\$21,201
Subtotal	\$113,142	\$129,435	\$152,903	\$122,359
Advertising				
Players Bluegrass Downs	\$0	\$73	\$76	\$0
Red Mile	\$393	\$314	\$335	\$341
Thunder Ridge	\$50	\$138	\$1,349	\$272
U-Bet			\$320	\$223
Total Advertising Expenditures	\$443	\$525	\$1,760	\$836
Payable to KY Colt Racing Assoc.	\$112,699	\$128,910	\$151,143	\$121,523

Kentucky Horse Racing Authority Thoroughbred					
Licensing Report 2005 & 2004 Calendar Years					
2005			2004		
License Type	Licenses Issued	Fees Collected	License Type	Licenses Issued	Fees Collected
Owner	5,647	\$564,700	Owner	5,088	\$508,800
Trainer	323	\$32,300	Trainer	360	\$36,000
Asst. Trainer	278	\$27,800	Asst. Trainer	284	\$28,400
Owner/Trainer	1,184	\$118,400	Owner/Trainer	1,050	\$105,000
Claiming	16	\$1,600	Claiming	15	\$1,500
Jockey	182	\$18,200	Jockey	191	\$19,100
Jockey Appr.	14	\$1,050	Jockey Appr.	21	\$1,575
Jockey Agent	46	\$4,600	Jockey Agent	42	\$4,200
Veterinarian	103	\$10,300	Veterinarian	109	\$10,900
Vet. Asst.	34	\$1,700	Vet. Asst.	31	\$1,550
Dental Tech.	18	\$900	Dental Tech.	21	\$1,050
Vendor	83	\$4,150	Vendor	80	\$4,000
Vendor Emp.	211	\$5,275	Vendor Emp.	234	\$5,850
Blacksmith	70	\$7,000	Blacksmith	76	\$7,600
Farm Mgr/Agent	16	\$800	Farm Mgr/Agent	30	\$1,500
Stable Emp.	3,018	\$30,180	Stable Emp.	3,138	\$31,380
Assoc. Emp.	587	\$14,675	Assoc. Emp.	534	\$13,350
Mutuel	885	\$44,250	Mutuel	754	\$37,700
Occupational	151	\$3,775	Occupational	222	\$5,550
Racing Official	79	\$7,900	Racing Official	81	\$8,100
KHRA Employee	16	N/C	KHRA Employee	30	\$0
Authority Member	5	N/C	Authority Member	10	\$0
Steeple. Jockey	8	\$800	Steeple. Jockey	8	\$800
Temp. Owner	588	\$58,800	Temp. Owner	543	\$54,300
Auth. Agent	112	\$2,800	Auth. Agent	97	\$2,425
Spec. Mutuel	-	\$0	Spec. Mutuel	2	\$20
2005 Rep. Temps	11	\$1,100	2004 Rep. Temps	4	\$400
Grand Total	13,685	\$963,055	2002 Rep. Temps*	3	\$300
			2001 Rep. Temps*	1	\$35
N/C = No Charge			2000 Rep. Temps*	1	\$35
			Grand Total	13,060	\$891,420

*These represent fees for late renewals.

Beginning with the 2006 racing season, all licensees are required to have their picture taken for their license at one of the Kentucky Horse Racing Authority office locations.

Kentucky Horse Racing Authority Thoroughbred					
Vendor Accounts by Calendar Year					
2005			2004		
Vendor Accounts	Licenses Issued	Fees Collected	Vendor Accounts	Licenses Issued	Fees Collected
Churchill Security	10	\$1,000	Churchill Security	116	\$3,800
Keeneland	607	\$18,175	Keeneland	688	\$20,500
Marque Village	38	\$975	Levy's Restaurant	542	\$13,535
PC Staffing	112	\$2,800	Brantley	92	\$2,300
CD Special Mutuel	949	\$9,490	CD Special Mutuel	906	\$9,060
Thoroughbred Training Center	24	\$600	Thoroughbred Training Center	7	\$250
Turf Catering	645	\$16,200	Turf Catering	580	\$14,500
Turfway Park	17	\$425	Turfway Park	31	\$775
			United Tote	48	\$1,200
Vendor Total	2,402	\$49,665	Vendor Total	3010	\$65,920

KHRA Standardbred Licensing Reports

2005 Standardbred Licensing Report		
License Type	Licenses Issued	Fees Collected
Trainer	56	\$ 5,600
Owner/Trainer	122	12,200
Driver	47	4,700
Owner/Trainer	881	88,100
Owner/Driver	22	2,200
Driver/Trainer	79	7,900
Own/Tr/Driver	265	26,500
Amateur Driver	5	500
Veterinarian	20	2,000
Vet. Asst.	6	300
Limited Trainer	0	-
Vendor	1	50
Vendor Emp.	7	175
Blacksmith	5	500
Stable Emp.	526	2,630
Assoc. Emp.	40	1,000
Mutuel	18	900
Occupational	2	50
Racing Official	10	1,000
Dental Tech.	0	-
Temp. Own.	86	8,600
2005 Rep Temps	3	300
Total	2,201	\$ 165,205
*Vendor accounts - no vendors to report.		

2004 Standardbred Licensing Report		
License Type	Licenses Issued	Fees Collected
Trainer	55	\$ 5,500
Owner/Trainer	119	11,900
Driver	56	5,600
Owner/Trainer	907	90,700
Owner/Driver	12	1,200
Driver/Trainer	85	8,500
Own/Tr/Driver	274	27,400
Amateur Driver	1	100
Veterinarian	20	2,000
Vet. Asst.	5	250
Limited Trainer	1	100
Vendor	3	150
Vendor Emp.	8	200
Blacksmith	5	500
Stable Emp.	580	2,900
Assoc. Emp.	28	700
Mutuel	10	500
Racing Official	12	1,200
Dental Tech.	2	100
Temp. Own.	69	6,900
2004 Rep Temps	2	200
Total	2,254	\$ 166,600



2004 Standardbred Licensing Report Vendor Accounts		
Vendor Accounts	Licenses Issued	Fees Collected
Red Mile	142	\$ 4,875
Thunder Ridge	21	700
Vendor Total	163	\$ 5,575

Equine Drug Research

The Equine Drug Research Council was created to advise the Authority on the conduct of equine drug research and testing commissioned by the Authority. The Council consists of nine members appointed by the Governor. The Council made recommendations to the Authority regarding the medication regulation and withdrawal guidelines. In addition, the Council made recommendations relating to the penalties associated with violations of the medication regulation. Backside security is the next major topic on the agenda for the EDRC.



2005 Equine Drug Positives
Thoroughbred - 10
Churchill Downs (4)
Bute Overages (2)
Lasix (Non-Lasix Horse)
Pentoxifylline
Ellis Park (1)
Isoxsuprine
Keeneland (2)
Acepromazine
Pyrilamine
Turfway Park (2)
Acepromazine
Sildenafil (Viagra)
Standardbred - 7
Red Mile (7)
Ractopamine (2)
Flunixin (5)

2004 Equine Drug Positives
Thoroughbred - 0
Standardbred - 16
Players Bluegrass Downs (5)
Albuterol
Bute Overage
Flunixin
Lasix (Non-Lasix Horse)
Lidocaine
Red Mile (8)
Bute Overages (4)
Diclofenac
Flunixin
Pyrilamine/Ephedrine
Pyrilamine
Thunder Ridge (3)
Diclofenac
Isoxsuprine
Lidocaine

Members of the Equine Drug Research Council

Connie Whitfield - Chair of the Equine Drug Research Council

State Senator Damon Thayer - Georgetown, representing legislators

Susan Bunning - Lexington, representing the Horsemen's Benevolent and Protective Association

Alice Chandler - Lexington, representing Kentucky breeders

Alan J. Leavitt - Lexington, representing the harness racing industry

Fairfield Bain DVM - Georgetown, representing the Kentucky Association of Equine Veterinarians

John Ward - Paris, representing a licensed racing association

William Edgar Napier - Versailles, representing the Kentucky Division of Harness Horsemen International

Dr. Gary Lavin - Goshen, representing pharmacologists



Pari-mutuel Wagering

26



Glossary of Terms

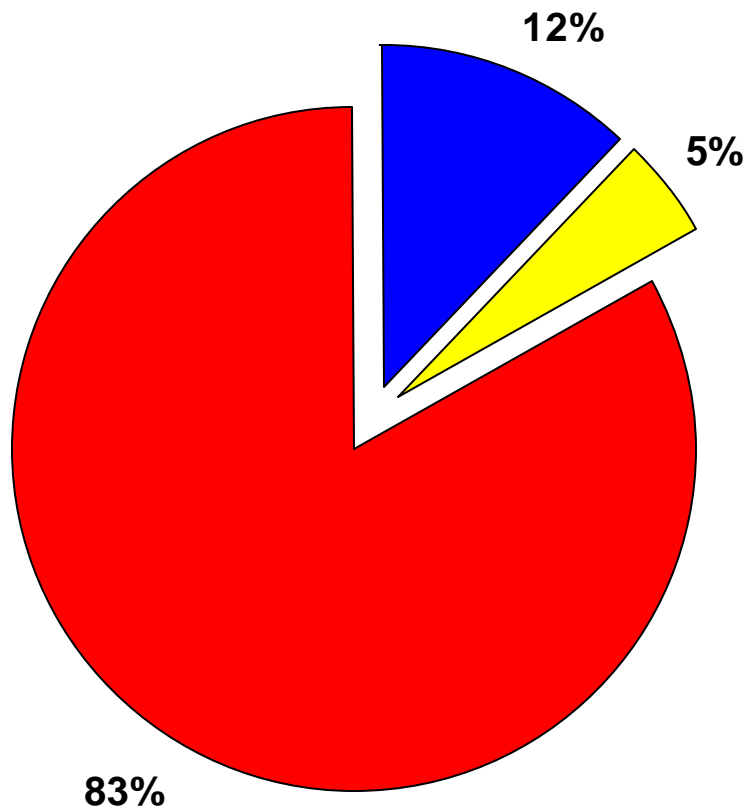
Across the Board (WPS)	A method of wagering on a horse to win, place or show. The player collects if the horse finished first, second or third.
Daily Double (DD)	A type of wager in which one must select the winners of two races in succession.
Exacta (EX)	A wager in which the bettor must select the first and second place finishers in order.
Exotic Wager	Any wager that involves more than one horse; generally the mutuel payoffs are higher than straight wagers (i.e. Quinella, Daily Double, Trifecta).
Handle	Amount of money wagered in the pari-mutuel pool on a race, a program, a meeting or a year.
Intertrack (Intrastate)	Wagering in a simulcast race from another track within the state.
Interstate (Import)	Wagering on a race broadcast from an out-of-state track.
Off-Track Betting	Wagering on horses at legalized wagering offices, usually run by the state or the tracks.
On-Track Betting	Wagering on live racing at host tracks.
Overnight Race	A race for which entries close 72 hours or less before post time for the first race on the day the race is to be run.
Pari-Mutuel	The system for racetrack wagering that returns to winning bettors the amounts wagered by unsuccessful bettors, less takeout taxes to state, track and purse. Bettors wager against each other rather than against the "house" (racetrack), as in casino wagering.
Place (PLC)	A wager in which you collect if your horse finished first or second in a race. The place position is second place.
Purse	The prize monies offered in a race, generally made up of the added money based on handle and/or sponsor's contribution, and any nomination, sustaining or entry fees.
Quinella	Wager in which the first two finishers must be picked, but payoff is made no matter which wins and which runs second.

Glossary of Terms

Racing Authority	A state appointed body charged with regulating and supervising the conduct of racing in that state.
Show (SHW)	A wager in which you collect if your horse finished first, second or third in a race. The show position is third place.
Simulcast	Television races to other tracks, OTB offices or other outlets for the purpose of wagering.
Stakes Race	Types of races that offer the largest purse (prize money). They are races in which the purse consists of nomination, entrance and/or starting fees, plus money added by the racetrack or sponsor.
Superfecta (SPR)	The bettor is required to select the first four finishers in exact order.
Trifecta (TRI)	A wager in which the first three finishers must be chosen in the exact order.
Win	A wager in which you collect only if your horse wins the race.

2005 Thoroughbred	On Track	Intertrack	Track Handle on Imported Out of State Signals	Out of State Handle bet on KY Races	On Track Handle KY Race Tracks	Total bet on KY Racing	Total Handle Wagered at Track
Churchill Downs	\$ 101,458,815.75	\$ 15,663,333.10	\$ 74,519,481.80	\$ 617,614,833.59	\$ 117,122,148.85	\$ 734,736,982.44	\$ 191,641,630.65
Keeneland	41,921,087.90	\$ 20,886,565.50	\$ 71,712,057.40	\$ 188,693,741.48	\$ 62,807,653.40	\$ 251,501,394.88	\$ 134,519,710.80
Ellis Park	8,012,815.90	\$ 5,924,680.50	\$ 18,071,207.00	\$ 95,435,364.20	\$ 13,937,496.40	\$ 109,372,860.60	\$ 32,008,703.40
Turfway Park	13,707,889.00	\$ 8,139,686.00	\$ 44,887,128.00	\$ 211,554,477.00	\$ 21,847,575.00	\$ 233,402,052.00	\$ 66,734,703.00
Kentucky Downs	378,567.00	\$ 4,669,876.00	\$ 21,437,498.00	\$ 8,078,645.00	\$ 5,048,443.00	\$ 13,127,088.00	\$ 26,485,941.00
Corbin OTB		\$ 1,335,781.00	\$ 4,933,953.00		\$ 1,335,781.00	\$ 1,335,781.00	\$ 6,269,734.00
Jamestown OTB		\$ 1,667,833.00	\$ 4,725,549.00		\$ 1,667,833.00	\$ 1,667,833.00	\$ 6,393,382.00
Maysville OTB		\$ 1,330,676.00	\$ 3,886,984.00		\$ 1,330,676.00	\$ 1,330,676.00	\$ 5,217,660.00
Pineville OTB		\$ 813,049.00	\$ 3,158,079.00		\$ 813,049.00	\$ 813,049.00	\$ 3,971,128.00
Players Bluegrass Downs		\$ 1,551,217.00	\$ 4,625,594.50		\$ 1,551,217.00	\$ 1,551,217.00	\$ 6,176,811.50
Thunder Ridge		\$ 1,331,651.80	\$ 4,466,318.70		\$ 1,331,651.80	\$ 1,331,651.80	\$ 5,797,970.50
Pikeville OTB		\$ 869,955.50	\$ 3,219,792.99		\$ 869,955.50	\$ 869,955.50	\$ 4,089,748.49
Hazard U Bet		\$ 768,331.40	\$ 2,093,262.70		\$ 768,331.40	\$ 768,331.40	\$ 2,861,594.10
Totals	\$ 165,479,175.55	\$ 64,952,635.80	\$ 261,736,906.09	\$ 1,121,377,061.27	\$ 230,431,811.35	\$ 1,351,808,872.62	\$ 492,168,717.44

2005 Total Thoroughbred Handle Summary



- On Track
- Intertrack
- Out of State Handle Bet on KY Races

2004 Thoroughbred	On Track	Intertrack	Track Handle on Imported Out of State Signals	Out of State Handle bet on KY Races	On Track Handle Ky Race Tracks	Total bet on KY Racing	Total Wagers at Track
Churchill Downs	\$ 90,411,577.20	\$ 18,925,343.40	\$ 82,880,392.00	\$ 617,932,184.35	\$ 109,336,920.60	\$ 727,269,104.95	\$ 192,217,312.60
Keeneland	41,740,390.00	\$ 24,227,570.60	\$ 79,295,737.00	\$ 199,081,507.16	\$ 65,967,960.60	\$ 265,049,467.76	\$ 145,263,697.60
Ellis Park	9,978,478.80	\$ 6,701,862.80	\$ 18,978,012.00	\$ 137,298,539.94	\$ 16,680,341.60	\$ 153,978,881.54	\$ 35,658,353.60
Turfway Park	13,114,625.00	\$ 6,751,187.00	\$ 45,507,424.00	\$ 212,023,872.00	\$ 19,865,812.00	\$ 231,889,684.00	\$ 65,373,236.00
Kentucky Downs	457,182.00	\$ 5,276,868.00	\$ 22,617,488.00	\$ 10,725,463.00	\$ 5,734,050.00	\$ 16,459,513.00	\$ 28,351,538.00
Corbin OTB		\$ 1,570,216.00	\$ 6,707,801.00		\$ 1,570,216.00	\$ 1,570,216.00	\$ 8,278,017.00
Jamestown OTB		\$ 1,746,095.00	\$ 5,026,171.00		\$ 1,746,095.00	\$ 1,746,095.00	\$ 6,772,266.00
Maysville OTB		\$ 1,370,984.00	\$ 4,310,739.00		\$ 1,370,984.00	\$ 1,370,984.00	\$ 5,681,723.00
Pineville OTB		\$ 872,090.00	\$ 3,616,238.00		\$ 872,090.00	\$ 872,090.00	\$ 4,488,328.00
Players Bluegrass Downs		\$ 1,702,084.00	\$ 4,830,407.00		\$ 1,702,084.00	\$ 1,702,084.00	\$ 6,532,491.00
Thunder Ridge		\$ 1,641,784.00	\$ 5,890,201.00		\$ 1,641,784.00	\$ 1,641,784.00	\$ 7,531,985.00
Hazard U Bet		\$ 962,952.00	\$ 2,476,907.00		\$ 962,952.00	\$ 962,952.00	\$ 3,439,859.00
Totals	155,702,253.00	71,749,036.80	282,137,517.00	1,177,061,566.45	227,451,289.80	1,404,512,856.25	\$ 509,588,806.80

2005 Standardbred Handle Summaries

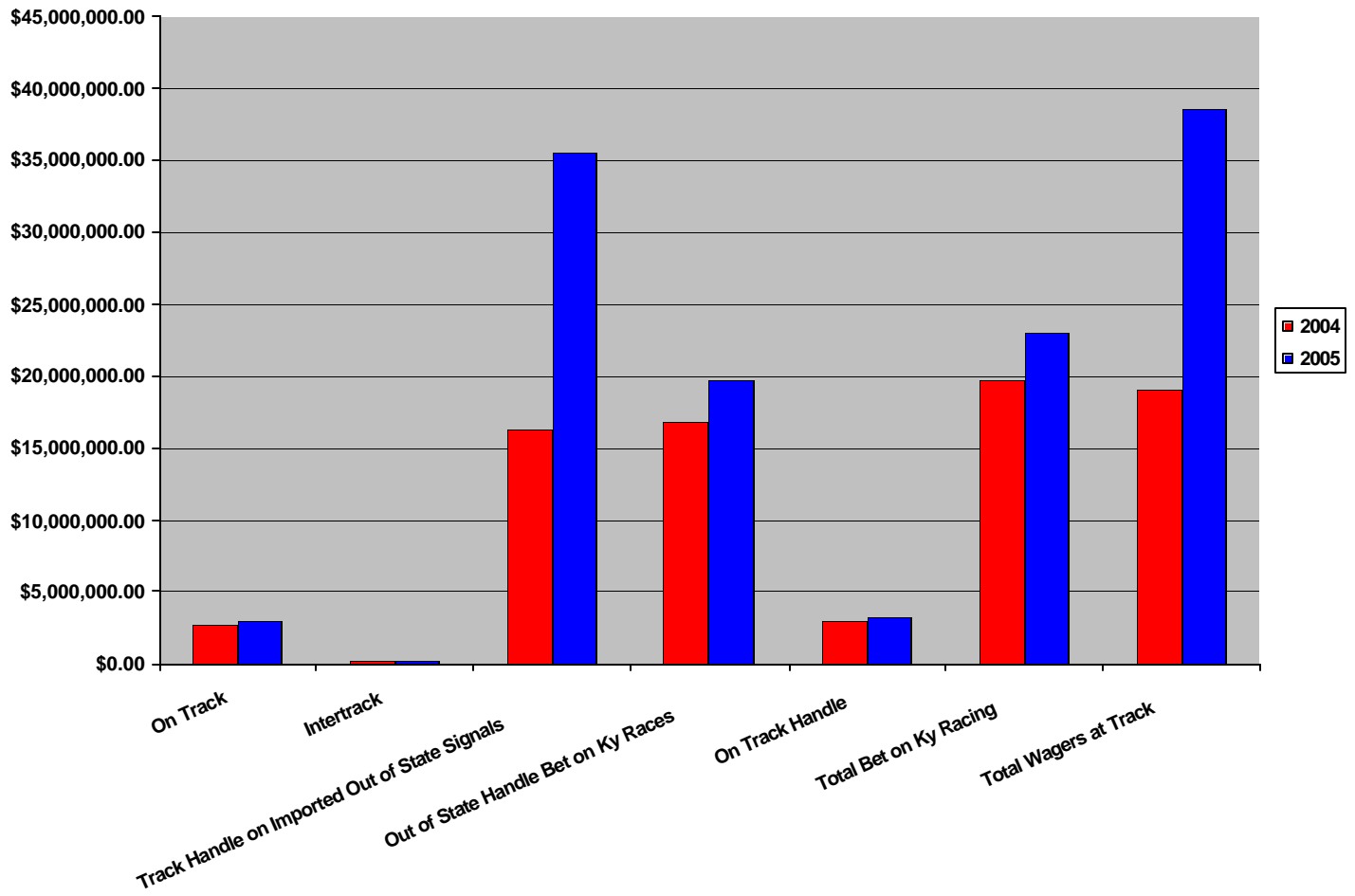
2005 Standardbred Handle Summary	On Track	Intertrack	Track Handle on Imported Out of State Signals	Out of State Handle bet on KY Races	On Track Handle	Total bet on KY Racing	Total Wagers at Track
Players Bluegrass Downs	127,901.00	\$ 32,914.00	\$ 575,024.50		160,815.00	160,815.00	735,839.50
Red Mile-Harness	2,675,731.10		\$ 28,269,799.00	\$ 19,743,447.52	2,675,731.10	22,419,178.62	30,945,530.10
Thunder Ridge	34,422.00	\$ 52,930.60	\$ 1,243,751.50		87,352.60	87,352.60	1,278,173.50
Red Mile-Quarterhorse	150,131.80				150,131.80	150,131.80	150,131.80
Turfway Park		\$ 1,662.00	\$ 3,792,462.00		1,662.00	1,662.00	3,792,462.00
Kentucky Downs		\$ 68,907.00	\$ 407,058.00		68,907.00	68,907.00	407,058.00
Pikeville OTB		\$ 24,269.50	\$ 447,013.80		24,269.50	24,269.50	447,013.80
Hazard U Bet		\$ 36,522.40	\$ 726,274.90		36,522.40	36,522.40	726,274.90
Totals	2,988,185.90	217,205.50	35,461,383.70	19,743,447.52	3,205,391.40	22,948,838.92	38,449,569.60

2004 Standardbred Handle Summary		On Track	Intertrack	Track Handle on Imported Out of State Signals	Out of State Handle bet on KY Races	On Track Handle	Total bet on KY Racing	Total Wagers at Track
Players Bluegrass Downs		119,222.00	\$33,586.00	\$ 650,077.00		152,808.00	152,808.00	802,885.00
Red Mile-Harness		2,461,930.00	\$ -	\$ 12,090,232.00	\$ 16,729,934.61	2,461,930.00	19,191,864.61	14,552,162.00
Thunder Ridge		44,355.00	\$56,121.00	\$ 1,248,166.00		100,476.00	100,476.00	1,292,521.00
Red Mile-Quarterhorse		131,516.00			\$ 45,053.00	131,516.00	176,569.00	131,516.00
Keeneland-Quarterhorse			\$ 6,364.00			6,364.00	6,364.00	-
Turfway Park			\$24,456.00	\$ 875,473.00		24,456.00	24,456.00	875,473.00
Kentucky Downs			\$64,557.00	\$ 380,455.00		64,557.00	64,557.00	380,455.00
Hazard U Bet			\$34,582.00	\$ 981,304.00		34,582.00	34,582.00	981,304.00
Totals		2,757,023.00	219,666.00	16,225,707.00	16,774,987.61	2,976,689.00	19,751,676.61	18,982,730.00



2004 Standardbred Handle Summaries

Standardbred Handle Summaries



Thoroughbred Purses 2005

Track	Association Purses	KTDF Purses	Breeders Cup	Horsemen's Fees	Total Purses
Kentucky Downs	\$ 1,125,000.00	\$ -	\$ -	\$ -	\$ 1,125,000.00
Turfway Park	\$12,560,043.00	\$2,510,410.00	\$150,000.00	\$ 310,953.00	\$15,531,406.00
Keeneland	\$18,282,621.00	\$1,162,150.00	\$250,000.00	\$ 960,575.00	\$20,655,346.00
Churchill Downs	\$30,224,340.00	\$2,363,672.50	\$320,500.00	\$2,307,650.00	\$35,216,162.50
Ellis Park	\$ 4,977,525.00	\$ 775,380.00	\$ 50,000.00	\$ 53,275.00	\$ 5,856,180.00
Total Thoroughbred	\$67,169,529.00	\$6,811,612.50	\$770,500.00	\$3,632,453.00	\$78,384,094.50

Average Per Day \$ 292,477.96

Average Per Race \$ 29,247.80

Thoroughbred Purses 2004

Track	Association Purses	KTDF Purses	Breeders Cup	Horsemen's Fees	Total Purses
Kentucky Downs	\$ 1,367,000.00	\$ -	\$ -	\$ -	\$ 1,367,000.00
Turfway Park	\$12,723,981.00	\$2,687,045.00	\$150,000.00	\$ 245,559.00	\$15,806,585.00
Keeneland	\$17,161,947.50	\$1,367,710.00	\$230,000.00	\$ 883,102.50	\$19,642,760.00
Churchill Downs	\$30,913,925.00	\$2,659,817.50	\$321,000.00	\$ 980,199.00	\$34,874,941.50
Ellis Park	\$ 7,374,500.00	\$1,346,900.00	\$ 50,000.00	\$ 75,200.00	\$ 8,846,600.00
Total Thoroughbred	\$69,541,353.50	\$8,061,472.50	\$751,000.00	\$2,184,060.50	\$80,537,886.50

Average Per Day \$ 300,514.50

Average Per Race \$ 30,051.45



*Keeneland
Lexington, Ky*

Standardbred Purses

2005

2004

Track	Association Purses
Players Bluegrass Downs	\$ 340,450.00
Thunder Ridge	\$ 331,700.00
Red Mile	\$ 9,691,648.00
Total Standardbred Purses	\$ 10,363,798.00

Track	Association Purses
Players Bluegrass Downs	\$ 406,950.00
Thunder Ridge	\$ 332,900.00
Red Mile	\$ 10,027,454.00
Total Standardbred Purses	\$ 10,767,304.00



*Red Mile
Lexington, Ky*

Live Attendance

Thoroughbred

2005

Track	Live Attendance
Kentucky Downs	3,788
Turfway Park	192,064
Keeneland	467,609
Churchill Downs	888,135
Ellis Park	120,431
Total Thoroughbred Attendance	1,672,027

2004

Track	Live Attendance
Kentucky Downs	4,626
Turfway Park	192,514
Keeneland	460,392
Churchill Downs	797,432
Ellis Park	137,169
Total Thoroughbred Attendance	1,592,133



*Turfway Park
PatLangPhotos.com*

Attendance, Wagering and Fields at the Tracks

Churchill ended its fall meet in November 2005 with a meet record for wagering and larger average fields. Keeneland enjoyed the second-best fall meet attendance in its illustrious history in 2005. And Turfway, with its new polytrack, had larger fields. Wagering from all sources was up 37 percent in Turfway's 2005 holiday meet. Especially heartening was the reduction in injured horses during races at Turfway, which means safer rides for jockeys.

Standardbred

2005

Track	Live Attendance
Players Bluegrass Downs	6,871
Thunder Ridge	961
Red Mile	32,827
Total Standardbred Attendance	40,659

2004


Track	Live Attendance
Players Bluegrass Downs	6,698
Thunder Ridge	868
Red Mile	35,436
Total Standardbred Attendance	43,002

On-Track Wagering - Live (by Bet Type)

Churchill Downs

Meet/ Year	Group	WPS	DD	EX	PK3	PK4	PK6	SPR	TRI	Totals
Spring 2005	Churchill Downs	35,502,565.40	1,629,397.00	19,955,921.00	2,732,794.00	1,258,484.00	452,810.00	4,245,805.00	14,164,830.00	79,942,606.40
Spring 2005	Trackside	979,006.00	45,717.00	438,480.00	59,163.00	37,254.00	6,386.00	134,825.00	457,657.00	2,158,488.00
Fall 2005	Churchill Downs	7,634,670.20	460,561.00	4,858,519.00	843,527.00	409,045.00	640,102.15	1,054,261.00	3,457,036.00	19,357,721.35
	Total	44,116,241.60	2,135,675.00	25,252,920.00	3,635,484.00	1,704,783.00	1,099,298.15	5,434,891.00	18,079,523.00	101,458,815.75
Spring 2004	Churchill Downs	29,074,691.60	1,625,444.00	16,454,451.00	2,276,038.00	973,530.00	381,418.00	3,138,053.00	11,761,691.00	65,685,316.60
Spring 2004	Trackside	2,780,116.40	247,183.00	1,743,392.00	410,096.00	178,996.00	102,520.00	427,961.00	1,550,898.00	7,441,162.40
Fall 2004	Churchill Downs	6,026,826.80	355,961.00	4,010,374.00	640,746.00	205,630.00	57,672.00	908,472.00	2,942,688.00	15,148,369.80
Fall 2004	Trackside	737,305.40	69,852.00	530,587.00	128,348.00	44,747.00	18,054.00	144,742.00	463,093.00	2,136,728.40
	Total	38,618,940.20	2,298,440.00	22,738,804.00	3,455,228.00	1,402,903.00	559,664.00	4,619,228.00	16,718,370.00	90,411,577.20

Meet/ Year	Group	WPS	Exotics	Totals	Tax Rate	Taxes
Spring 2005	Churchill Downs	35,502,565.40	44,440,041.00	79,942,606.40	3.50%	2,797,991.22
Spring 2005	Trackside	979,006.00	1,179,482.00	2,158,488.00	3.00%	64,754.64
Fall 2005	Churchill Downs	7,634,670.20	11,723,051.15	19,357,721.35	3.50%	677,520.25
	Total	44,116,241.60	57,342,574.15	101,458,815.75		3,540,266.11
Spring 2004	Churchill Downs	29,074,691.60	36,610,625.00	65,685,316.60	3.50%	2,298,986.08
Spring 2004	Trackside	2,780,116.40	4,661,046.00	7,441,162.40	3.00%	223,234.87
Fall 2004	Churchill Downs	6,026,826.80	9,121,543.00	15,148,369.80	3.50%	530,192.94
Fall 2004	Trackside	737,305.40	1,399,423.00	2,136,728.40	3.00%	64,101.85
	Total	38,618,940.20	51,792,637.00	90,411,577.20		3,116,515.75




**Churchill Downs
Louisville, Ky**

Inter-Track Wagering Handle (by Bet Type)

Churchill Downs

Track/ Year	WPS	DBL	EX	PK3	PK4	PK6	QU	SPR	TRI	Totals
Ellis Park 2005	1,117,243.40	103,984.00	755,637.00	193,817.00	38,891.00	5,728.00		163,987.10	596,646.00	2,975,933.50
Keeneland 2005	1,770,836.00	229,541.00	1,389,871.00	402,088.00	173,206.00	24,072.00	33,137.00	335,808.30	956,372.00	5,314,931.30
Turfway Park 2005	2,675,231.80	261,459.00	1,877,920.00	450,613.00	108,070.00	15,260.00		432,479.50	1,551,435.00	7,372,468.30
Grand Total	5,563,311.20	594,984.00	4,023,428.00	1,046,518.00	320,167.00	45,060.00	33,137.00	932,274.90	3,104,453.00	15,663,333.10
Ellis Park 2004	1,729,580.20	186,104.00	1,207,459.00	335,018.00	61,365.00	20,852.00		211,069.00	932,696.00	4,684,143.20
Keeneland 2004	2,012,798.00	244,561.00	1,443,545.00	413,447.00	144,105.00	27,165.00	37,364.00	279,475.00	1,126,818.00	5,729,278.00
Turfway Park 2004	3,053,263.20	298,199.00	2,158,429.00	534,281.00	83,952.00	19,508.00		438,163.00	1,926,127.00	8,511,922.20
Grand Total	6,795,641.40	728,864.00	4,809,433.00	1,282,746.00	289,422.00	67,525.00	37,364.00	928,707.00	3,985,641.00	18,925,343.40
**NOTE: All taxes were 3.0% of handle for these wagers.										

Track/ Year	SUMMARY			Taxes (3.0%	KTDF (2%
	WPS	Exotics	Total	of Handle)	of Handle)
Ellis Park 2005	1,117,243.40	1,858,690.10	2,975,933.50	89,278.01	22,344.87
Keeneland 2005	1,770,836.00	3,544,095.30	5,314,931.30	159,447.94	35,416.72
Turfway Park 2005	2,675,231.80	4,697,236.50	7,372,468.30	221,174.05	53,504.64
Grand Total	5,563,311.20	10,100,021.90	15,663,333.10	469,899.99	111,266.22
Ellis Park 2004	1,729,580.20	2,954,563.00	4,684,143.20	140,524.30	34,591.60
Keeneland 2004	2,012,798.00	3,716,480.00	5,729,278.00	171,878.34	40,255.96
Turfway Park 2004	3,053,263.20	5,458,659.00	8,511,922.20	255,357.67	61,065.26
Grand Total	6,795,641.40	12,129,702.00	18,925,343.40	567,760.30	135,912.83



*Churchill Downs
Louisville, Ky*

Churchill Downs Import - Interstate			
Track	2005 Handle	Track	2004 Handle
Aqueduct	6,927,627.00	Aqueduct	7,887,897.00
Arlington International	4,695,350.20	Arlington International	4,865,515.00
Australia	98,318.00	Australia	114,404.00
Bay Meadows Race Course	1,032,966.60	Bay Meadows Race Course	1,472,186.00
Belmont Park	9,513,109.00	Belmont Park	8,371,515.00
Beulah Park	779,398.00	Beulah Park	356,911.00
Calder Racecourse	4,123,291.00	Calder Racecourse	5,160,147.00
Colonial Downs	259,497.00	Canterbury Park	27,346.00
Del Mar	1,443,975.00	Colonial Downs	5,297.00
Delaware Park	353,734.20	Del Mar	1,476,357.00
Delta Downs	581,108.00	Delaware Park	384,560.00
Dubai	46,661.00	Delta Downs	1,074,813.00
Emerald Downs	10,278.00	Dubai	39,262.00
Evangeline Downs	312,427.00	Emerald Downs	23,603.00
Fair Grounds	4,466,681.00	Evangeline Downs	387,342.00
Golden Gate Fields	1,635,311.80	Fair Grounds	4,485,053.00
Gulfstream Park	5,768,788.00	Golden Gate Fields	2,098,588.00
Hawthorne Race Course	2,994,832.90	Gulfstream Park	6,982,197.00
Hollywood Park	2,888,478.00	Hawthorne Race Course	3,267,437.00
Hoosier Park	987,436.70	Hollywood Park	3,650,671.00
Laurel Park	612,185.00	Hoosier Park	847,568.00
Lone Star Park	621,063.90	Laurel Park	214,819.00
Los Angeles County Fair	193,481.50	Lone Star Park	2,163,287.00
Louisiana Downs	990,613.00	Los Angeles County Fair	173,222.00
Meadowlands Racetrack	100,805.00	Louisiana Downs	1,392,115.00
Monmouth Park	1,127,331.00	Meadowlands Racetrack	47,281.00
Mountaineer Park	1,301,315.00	Monmouth Park	1,614,633.00
Oaklawn Park	2,608,898.00	Mountaineer Park	1,227,229.00
Ohio 7&7	2,480,083.90	Oak Tree	31,830.00
Penn National Race Course	364,322.00	Oaklawn Park	3,216,272.00
Philadelphia Park	269,187.00	Ohio 7&7	2,855,903.00
Pimlico	1,607,726.00	Philadelphia Park	352,031.00
Prairie Meadows	141,714.00	Pimlico	2,007,799.00
Retama Park	168,841.00	Prairie Meadows	12,932.00
River Downs	68,021.00	Retama Park	183,512.00
Sam Houston Race Park	367,476.90	River Downs	59,408.00
Santa Anita Park	3,981,472.50	Sam Houston Race Park	613,117.00
Saratoga	3,076,736.00	Santa Anita Park	4,405,309.00
South African Racing	1,926.00	Saratoga	3,335,697.00
Suffolk Downs	211,613.00	Suffolk Downs	450,547.00
Sunland Park	23,530.00	Sunland Park	13,858.00
Tampa Bay Downs	2,460,561.00	Tampa Bay Downs	2,478,254.00
Thistledown	243,766.80	Thistledown	165,981.00
Turf Paradise	479,714.90	Turf Paradise	533,289.00
Woodbine	2,097,829.00	Woodbine	2,353,398.00
Thoroughbred Total	74,519,481.80	Thoroughbred Total	82,880,392.00
		Balmoral Park Race Track	68,176.00
Delaware County Fair	8,396.00	Delaware County Fair	21,817.00
Hawthorne Race Course	15,066.10	Hoosier Park	214,716.00
Hoosier Park	227,228.00	Maywood Park	95,640.00
Meadowlands Racecourse (Harness)	394,746.00	Meadowlands Racecourse (Harness)	615,944.00
Standardbred Total	645,436.10	Standardbred Total	1,016,293.00

Ellis Park On-Track Wagering											
Meet/Year	Group	WPS	Quinella	DD	EX	PK3	PK4	PK6	SPR	TRI	Totals
Summer 2005	Ellis Park	3,891,847.40	-	288,145.00	1,752,800.00	293,808.00	55,797.00	7,354.00	401,434.50	1,321,630.00	8,012,815.90
Summer 2004	Ellis Park	4,725,497.80	-	361,796.00	2,236,607.00	362,652.00	62,112.00	18,308.00	346,993.00	1,864,509.00	9,978,474.80

SUMMARY						
Meet/Year	Group	WPS	Exotics	Totals	Tax Rate	Taxes
Summer 2005	Ellis Park	3,891,847.40	4,120,968.50	8,012,815.90	1.50%	120,192.24
Summer 2004	Ellis Park	4,725,497.80	5,252,977.00	9,978,474.80	1.50%	149,677.12



Ellis Park opened its 83rd racing season on July 19, 2006 after a tornado damaged the grandstand, paddock, jockey's quarters, racing office, infield tote board and barn area. The November 6, 2005 tornado destroyed 11 barns and damaged 11 others. There were no serious injuries to track employees, but three thoroughbreds lost their lives.

Ellis Park Inter-Track Wagering Handle

Track/ Year	WPS	DBL	EX	PK3	PK4	PK6	QU	SPR	TRI	Totals
Churchill Downs 2005	1,155,096.60	137,515.00	649,898.00	180,788.00	60,726.00	32,924.00	-	136,792.00	591,813.00	2,945,552.60
Keeneland 2005	407,604.00	54,398.00	221,417.00	79,140.00	26,616.00	3,268.00	11,290.00	66,611.90	182,620.00	1,052,964.90
Turfway Park 2005	729,721.40	80,053.00	450,643.00	144,199.00	36,046.00	1,988.00	-	108,925.60	374,587.00	1,926,163.00
Grand Total	2,292,422.00	271,966.00	1,321,958.00	404,127.00	123,388.00	38,180.00	11,290.00	312,329.50	1,149,020.00	5,924,680.50
Churchill Downs 2004	1,419,268.20	158,488.00	776,300.00	262,906.00	73,027.00	24,294.00	-	236,309.00	743,324.00	3,693,916.20
Keeneland 2004	437,715.00	53,624.00	232,805.00	72,963.00	18,919.00	4,041.00	12,082.00	43,188.00	212,776.00	1,088,113.00
Turfway Park 2004	691,763.60	86,450.00	449,159.00	144,614.00	23,733.00	2,638.00	-	91,792.00	429,684.00	1,919,833.60
Grand Total	2,548,746.80	298,562.00	1,458,264.00	480,483.00	115,679.00	30,973.00	12,082.00	371,289.00	1,385,784.00	6,701,862.80

Track/Year	SUMMARY			Taxes (3.0% of Handle)	KTDF (2% of Handle)
	WPS	Exotics	Total		
Churchill Downs 2005	1,155,096.60	1,790,456.00	2,945,552.60	88,366.58	23,101.93
Keeneland 2005	407,604.00	645,360.90	1,052,964.90	31,588.95	8,152.08
Turfway Park 2005	729,721.40	1,196,441.60	1,926,163.00	57,784.89	14,594.43
Grand Total	2,292,422.00	3,632,258.50	5,924,680.50	177,740.42	45,848.44
Churchill Downs 2004	1,419,268.20	2,274,648.00	3,693,916.20	110,817.49	28,385.36
Keeneland 2004	437,715.00	650,398.00	1,088,113.00	32,643.39	8,754.30
Turfway Park 2004	691,763.60	1,228,070.00	1,919,833.60	57,595.01	13,835.27
Grand Total	2,548,746.80	4,153,116.00	6,701,862.80	201,055.88	50,974.94

Ellis Park Import - Interstate			
Track	2005 Handle	Track	2004 Handle
Aqueduct	1,387,883.00	Aqueduct	1,535,031.00
Arlington	1,621,140.00	Arlington	1,648,527.00
Bay Meadows	193,294.00	Bay Meadows	255,466.00
Belmont Park	1,988,655.00	Belmont Park	1,885,788.00
Beulah Park	557,792.00	Beulah Park	592,825.00
Calder Race Course	1,181,459.00	Calder Race Course	1,372,388.00
Canterbury Park	6,245.00	Canterbury Park	11,302.00
Charleston	359,827.00	Charleston	329,122.00
Del Mar	378,186.00	Del Mar	387,754.00
Delaware Park	88,329.00	Delaware Park	113,070.00
Delta	106,016.00	Delta	150,546.00
Dubai	8,045.00	Dubai	7,937.00
Emerald Downs	0.00	Emerald Downs	6,162.00
Evangeline	113,119.00	Evangeline	107,500.00
Fairgrounds	823,573.00	Fairgrounds	654,504.00
Fairplex Park	54,820.00	Fairplex Park	53,564.00
Golden Gate Fields	282,002.00	Golden Gate Fields	336,675.00
Great Lakes	53,583.00	Great Lakes	39,194.00
Gulfstream Park	1,013,110.00	Gulfstream Park	1,114,866.00
Hawthorne	826,569.00	Hawthorne	879,787.00
Hollywood Park	624,000.00	Hollywood Park	765,171.00
Hoosier Park	288,035.00	Hoosier Park	215,429.00
Laurel Park	267,975.00	Laurel Park	123,331.00
Lone Star	199,280.00	Lone Star	509,885.00
Louisiana Downs	588,152.00	Louisiana Downs	525,024.00
Meadowlands	32,361.00	Meadowlands	46,589.00
Monmouth Park	415,296.00	Monmouth Park	577,903.00
Mountaineer Park	318,117.00	Mountaineer Park	299,899.00
Oaklawn Park	674,129.00	Oaklawn Park	735,040.00
Penn National	234,809.00	Penn National	232,643.00
Philadelphia	13,526.00	Philadelphia	22,840.00
Pimlico	363,424.00	Pimlico	539,489.00
Prairie Meadows	119,297.00	Prairie Meadows	105,617.00
Retama	48,480.00	Retama	16,964.00
Sam Houston	118,661.00	Sam Houston	96,561.00
Santa Anita	849,638.00	Santa Anita	824,655.00
Saratoga	1,249,607.00	Saratoga	1,229,513.00
Suffolk	0.00	Suffolk	85,212.00
Tampa Bay Downs	622,773.00	Tampa Bay Downs	544,239.00
Total	18,071,207.00	Total	18,978,012.00

Keeneland On-Track Wagering (by Bet Type)

Meet/ Year	WPS	Quinella	DD	EX	PK3	PK4	PK6	SPR	TRI	Totals
Spring 2004	9,814,574.00	195,044.00	431,561.00	4,906,029.00	820,323.00	301,035.00	79,438.00	1,095,841.00	4,097,545.00	21,741,390.00
Fall 2004	8,872,364.00	216,673.00	388,424.00	4,548,759.00	651,963.00	411,449.00	39,575.00	1,096,058.00	3,773,735.00	19,999,000.00
	18,686,938.00	411,717.00	819,985.00	9,454,788.00	1,472,286.00	712,484.00	119,013.00	2,191,899.00	7,871,280.00	41,740,390.00
Spring 2005	9,676,817.00	212,853.00	466,358.00	5,021,069.00	845,221.00	437,839.00	39,446.00	1,470,029.10	3,429,659.00	21,599,291.10
Fall 2005	8,897,115.00	178,653.00	386,383.00	4,165,199.00	728,805.00	441,840.00	119,716.00	1,936,908.80	3,467,177.00	20,321,796.80
	18,573,932.00	391,506.00	852,741.00	9,186,268.00	1,574,026.00	879,679.00	159,162.00	3,406,937.90	6,896,836.00	41,921,087.90

SUMMARY					
Year	WPS	Exotics	Totals	Tax Rate	Taxes
2004	9,814,574.00	11,926,816.00	21,741,390.00	3.50%	760,948.65
2004	8,872,364.00	11,126,636.00	19,999,000.00	3.50%	699,965.00
Totals	18,686,938.00	23,053,452.00	41,740,390.00		1,460,913.65
2005	9,676,817.00	11,922,474.10	21,599,291.10	3.50%	755,975.19
2005	8,897,115.00	11,424,681.80	20,321,796.80	3.50%	711,262.89
Totals	18,573,932.00	23,347,155.90	41,921,087.90		1,467,238.08



A Polytrack surface was installed on the training track at Keeneland in September of 2004. This surface counts among its many advantages increased safety for both horse and rider, consistency in a variety of weather conditions, and easier maintenance. Keeneland is undergoing renovations to its race facilities and tote board and the main track is slated for polytrack as well. Work is expected to be completed in time for the Fall Meet beginning October 6, 2006.

Photo by Cliff Reed

Keeneland Inter-Track Wagering Handle (by Bet Type)										
Track/ Year	WPS	DBL	EX	PK3	PK4	PK6	QU	SPR	TRI	Totals
Ellis Park 2005	605,454.00	34,942.00	468,195.00	90,645.00	38,561.00	5,626.00	-	206,439.90	455,921.00	1,905,783.90
Turfway Park 2005	1,618,285.60	106,122.00	1,346,641.00	250,483.00	165,176.00	12,840.00	-	912,190.60	1,759,984.00	6,171,722.20
Churchill Downs 2005	3,808,270.40	243,130.00	2,549,494.00	722,331.00	503,474.00	529,839.00	-	1,320,685.00	3,131,836.00	12,809,059.40
Total	6,032,010.00	384,194.00	4,364,330.00	1,063,459.00	707,211.00	548,305.00	-	2,439,315.50	5,347,741.00	20,886,565.50
Ellis Park 2004	957,375.00	71,077.00	784,847.00	163,638.00	76,402.00	15,819.00	-	353,867.00	973,985.00	3,397,010.00
Turfway Park 2004	1,755,940.00	125,235.00	1,543,643.00	277,592.00	103,498.00	12,704.00	-	799,725.00	2,246,052.00	6,864,389.00
Churchill Downs 2004	4,005,531.60	284,351.00	2,934,262.00	742,252.00	475,099.00	260,967.00	-	1,437,365.00	3,826,344.00	13,966,171.60
Red Mile 2004	2,200.00	58.00	2,036.00	136.00	-	-	-	393.00	1,541.00	6,364.00
Total	6,721,046.60	480,721.00	5,264,788.00	1,183,618.00	654,999.00	289,490.00	-	2,591,350.00	7,047,922.00	24,233,934.60
**NOTE: Red Mile Quarterhorse										

Track/ Year	SUMMARY			Taxes (3.0% of Handle)	KTDF (2% of Handle)
	WPS	Exotics	Total		
Ellis Park 2005	605,454.00	1,300,329.90	1,905,783.90	57,173.52	12,109.08
Turfway Park 2005	1,618,285.60	4,553,436.60	6,171,722.20	185,151.67	32,365.71
Churchill Downs 2005	3,808,270.40	9,000,789.00	12,809,059.40	384,271.78	76,165.41
Total	6,032,010.00	14,854,555.50	20,886,565.50	626,596.97	120,640.20
Ellis Park 2004	957,375.00	2,439,635.00	3,397,010.00	101,910.30	19,147.50
Turfway Park 2004	1,755,940.00	5,108,449.00	6,864,389.00	205,931.67	35,118.80
Churchill Downs 2004	4,005,531.60	9,960,640.00	13,966,171.60	418,985.15	80,110.63
Red Mile 2004	2,200.00	4,164.00	6,364.00	190.92	-
Total	6,721,046.60	17,512,888.00	24,233,934.60	727,018.04	134,376.93



In July 2005, Keeneland became a full half partner with Harrah's (with GTech's one-third interest absorbed) in the ownership of Turfway Park LLC.

Keeneland Import - Interstate			
Track	2005 Handle	Track	2004 Handle
Aqueduct	7,602,686.00	Aqueduct	8,115,745.00
Arlington	3,388,649.30	Arlington	3,729,170.00
Arlington Million	24,179.90	Arlington Million	35,056.00
Bay Meadows	1,649,558.00	Bay Meadows	1,738,539.00
Belmont Park	9,197,936.00	Belmont Park	8,209,797.00
Beulah Park	995,025.40	Beulah Park	1,012,049.00
Calder Race Course	3,637,624.00	Calder Race Course	3,982,595.00
Canterbury Park	15,018.00	Canterbury Park	36,983.00
Colonial Downs	232,812.00	Colonial Downs	24,800.00
Del Mar	1,660,831.60	Del Mar	1,961,854.00
Delaware Park	1,059,773.90	Delaware Park	1,076,199.00
Dubai World Cup	31,779.00	Dubai World Cup	28,363.00
Fairgrounds	3,653,487.00	Fairgrounds	4,585,439.00
Fairplex Park	480,933.90	Fairplex Park	361,607.00
Golden Gate Fields	2,343,807.60	Golden Gate Fields	2,893,234.00
Gulfstream Park	4,987,239.00	Gulfstream Park	5,484,185.00
Hawthorne	3,524,456.70	Hawthorne	3,545,304.00
Hollywood Park	2,983,830.60	Hollywood Park	4,275,731.00
Hoosier Park	211,989.00	Hoosier Park	165,279.00
Laurel Park	1,734,966.00	Laurel Park	1,024,743.00
Lone Star	47,355.00	Lone Star	2,272,129.00
Louisiana Downs	1,443,279.00	Louisiana Downs	1,587,114.00
Magna Pick 5	61,300.00	Magna Pick 5	101,628.00
Monmouth Park	1,112,389.00	Monmouth Park	1,406,163.00
Mountaineer Park	35,830.00	Mountaineer Park	22,783.00
National Pick 3	7,853.00	National Pick 3	60,101.00
NTRA Pick 4	83,654.00	NTRA Pick 4	24,643.00
Oak Tree	1,042,880.00	Oak Tree	1,127,298.00
Oaklawn Park	2,643,530.00	Oaklawn Park	3,703,311.00
Ohio 7/7	3,481,834.10	Ohio 7/7	3,773,640.00
Pimlico	1,864,541.00	Pimlico	2,311,902.00
Remington Park	0.00	Remington Park	55,900.00
Retama Park	112,998.70	Retama Park	94,086.00
River Downs	85,956.70	River Downs	73,942.00
Ruidoso Downs	0.00	Ruidoso Downs	6,993.00
Santa Anita Park	4,005,769.10	Santa Anita Park	4,261,163.00
Saratoga	2,454,461.00	Saratoga	2,705,421.00
Suffolk Downs	0.00	Suffolk Downs	42,106.00
Sunland Park	10,474.00	Sunland Park	27,543.00
Tampa Bay Downs	1,973,028.00	Tampa Bay Downs	1,617,456.00
The Arc	3,010.80	The Arc	5,170.00
Thistledown	269,480.10	Thistledown	239,199.00
Woodbine	1,555,851.00	Woodbine	1,489,374.00
Total:	71,712,057.40	Total:	79,295,737.00

Kentucky Downs On-Track Wagering (by Bet Type)									
Meet/ Year	Group	WPS	DD	EX	PK3	PK4	PK6	TRI	Totals
Fall 2005	Kentucky Downs	153,382	8,392	84,002	12,528	2,336	40	89,529	378,567
Fall 2004	Kentucky Downs	200,319	10,892	97,448	14,258	3,124	62	101,622	457,182

	SUMMARY				
Meet/Year	WPS	Exotics	Totals	Tax Rate	Taxes
Fall 2005	153,382.00	225,185.00	378,567.00	1.50%	6,857.73
Fall 2004	200,319.00	256,863.00	457,182.00	1.50%	5,678.51

Kentucky Downs Inter-Track Wagering Handle (by Bet Type)										
Track/ Year	WPS	DBL	EX	PK3	PK4	PK6	QU	SPR	TRI	Totals
Churchill Downs 2005	476,226.00	30,460.00	501,926.00	58,152.00	10,895.00	6,818.00	-	203,506.00	809,214.00	2,097,197.00
Keeneland 2005	189,488.00	13,822.00	146,528.00	22,162.00	5,180.00	2,364.00	-	56,140.00	237,213.00	672,897.00
Turfway Park 2005	292,310.00	24,922.00	281,900.00	27,462.00	4,250.00	2,234.00	-	121,200.00	479,300.00	1,233,578.00
Ellis Park 2005	141,660.00	12,380.00	152,200.00	15,220.00	3,250.00	1,147.00	-	71,211.00	269,136.00	666,204.00
Red Mile 2005	12,403.00	922.00	23,688.00	822.00	-	-	-	1,922.00	29,150.00	68,907.00
Total	1,112,087.00	82,506.00	1,106,242.00	123,818.00	23,575.00	12,563.00	-	453,979.00	1,824,013.00	4,738,783.00
Churchill Downs 2004	603,582.00	41,169.00	566,025.00	61,251.00	11,799.00	7,067.00	-	223,804.00	841,136.00	2,355,833.00
Keeneland 2004	191,017.00	15,519.00	157,109.00	23,170.00	5,622.00	1,722.00	-	55,948.00	245,442.00	695,549.00
Turfway Park 2004	345,029.00	26,433.00	331,900.00	29,212.00	4,184.00	3,395.00	-	136,340.00	514,760.00	1,391,253.00
Ellis Park 2004	199,374.00	15,347.00	198,215.00	17,850.00	3,657.00	1,238.00	-	81,202.00	317,350.00	834,233.00
Red Mile 2004	11,450.00	876.00	21,950.00	975.00	322.00	-	-	1,870.00	27,114.00	64,557.00
Total	1,350,452.00	99,344.00	1,275,199.00	132,458.00	25,584.00	13,422.00	-	499,164.00	1,945,802.00	5,341,425.00

	SUMMARY			Taxes (3.0%	KTDF (2%
Track/Year	WPS	Exotics	Total	of Handle)	of Handle)
Churchill Downs 2005	476,226.00	1,620,971.00	2,097,197.00	62,915.91	9,524.52
Keeneland 2005	189,488.00	483,409.00	672,897.00	20,186.91	3,789.76
Turfway Park 2005	292,310.00	941,268.00	1,233,578.00	37,007.34	5,846.20
Ellis Park 2005	141,660.00	524,544.00	666,204.00	19,986.12	2,833.20
Red Mile 2005	12,403.00	56,504.00	68,907.00	2,067.21	248.06
Grand Total	1,112,087.00	3,626,696.00	4,738,783.00	142,163.49	22,241.74
Churchill Downs 2004	603,582.00	1,752,251.00	2,355,833.00	70,674.99	12,071.64
Keeneland 2004	191,017.00	504,532.00	695,549.00	20,866.47	3,820.34
Turfway Park 2004	345,029.00	1,046,224.00	1,391,253.00	41,737.59	6,900.58
Ellis Park 2004	199,374.00	634,859.00	834,233.00	25,026.99	3,987.48
Red Mile 2004	11,450.00	53,107.00	64,557.00	1,936.71	229.00
Grand Total	1,350,452.00	3,990,973.00	5,341,425.00	160,242.75	27,009.04

Kentucky Downs Import - Interstate			
Track	2005 Handle	Track	2004 Handle
Aqueduct	1,570,985.00	Aqueduct	1,788,047.00
Arlington	1,032,058.00	Arlington	1,002,005.00
Balmoral (Harness)	34,689.00	Balmoral (Harness)	46,302.00
Bay Meadows	436,028.00	Bay Meadows	515,765.00
Belmont	1,901,857.00	Belmont	1,692,239.00
Beulah	183,504.00	Beulah	-
Calder	1,391,425.00	Calder	1,442,575.00
Charles Town	845,631.00	Charles Town	875,301.00
Colonial	129,310.00	Colonial	-
Del Mar	349,362.00	Del Mar	355,008.00
Delaware Park	140,273.00	Delaware Park	427,213.00
Delta Downs	226,871.00	Delta Downs	417,094.00
Dubai	5,935.00	Dubai	-
Evangeline	294,600.00	Evangeline	240,375.00
Fairgrounds	688,560.00	Fairgrounds	652,948.00
Fairplex	92,127.00	Fairplex	94,500.00
Golden Gate	557,667.00	Golden Gate	627,109.00
Gulfstream	1,098,400.00	Gulfstream	1,186,309.00
Hawthorne	767,050.00	Hawthorne	748,293.00
Indiana Downs (Harness)	20,140.00	Indiana Downs (Harness)	-
Indiana Downs	90,532.00	Indiana Downs	122,590.00
Hollywood Park	724,669.00	Hollywood Park	961,001.00
Hoosier (Harness)	77,533.00	Hoosier (Harness)	74,636.00
Hoosier Park	236,243.00	Hoosier Park	183,336.00
Laurel	940,232.00	Laurel	453,619.00
Lone Star	281,736.00	Lone Star	622,739.00
Louisiana Downs	685,738.00	Louisiana Downs	622,218.00
Maywood (Harness)	56,867.00	Maywood (Harness)	52,881.00
Meadowlands (Harness)	217,829.00	Meadowlands (Harness)	206,636.00
Meadowlands	42,620.00	Meadowlands	72,741.00
Monmouth	566,505.00	Monmouth	651,241.00
Mountaineer	329,992.00	Mountaineer	333,831.00
National Pick 3	2,593.00	National Pick 3	1,373.00
Oaklawn	527,119.00	Oaklawn	623,639.00
Oaks/Derby Double	8,346.00	Oaks/Derby Double	11,093.00
Ohio 7/7	859,334.00	Ohio 7/7	895,251.00
Penn National	745,076.00	Penn National	741,814.00
Philly Park	-	Philly Park	26,840.00
Pimlico	597,410.00	Pimlico	1,051,769.00
Prairie Meadows	73,165.00	Prairie Meadows	41,218.00
Remington Park	-	Remington Park	33,512.00
Retama Park	70,428.00	Retama Park	78,333.00
River Downs	14,883.00	River Downs	230,408.00
Sam Houston	241,158.00	Sam Houston	268,104.00
Santa Anita	1,103,440.00	Santa Anita	1,095,076.00
Saratoga	634,060.00	Saratoga	584,538.00
Suffolk	77,353.00	Suffolk	146,461.00
Tampa Bay Downs	806,591.00	Tampa Bay Downs	670,975.00
Timonium	66,632.00	Timonium	28,987.00
Total	21,844,556.00	Total	22,997,943.00

Turfway Park On-Track Wagering (by Bet Type)

Year	Meet	WPS	Quinella	DD	EX	PK3	PK4	PK6	SPR	TRI	Totals
2004	Winter/Spring	3,180,644.00	-	173,211.00	1,714,576.00	330,963.00	42,278.00	9,133.00	385,786.00	1,678,479.00	7,515,070.00
2004	Holiday	1,091,641.00		60,077.00	606,693.00	128,272.00	22,242.00	3,348.00	153,138.00	593,521.00	2,658,932.00
2004	Fall	1,232,681.00	-	67,743.00	674,914.00	142,560.00	22,694.00	7,815.00	156,085.00	636,131.00	2,940,623.00
		5,504,966.00	-	301,031.00	2,996,183.00	601,795.00	87,214.00	20,296.00	695,009.00	2,908,131.00	13,114,625.00
2005	Winter/Spring	3,257,564.00	-	182,489.00	1,732,700.00	329,608.00	59,745.00	12,709.00	390,309.00	1,599,501.00	7,564,625.00
2005	Holiday	1,386,022.00	-	63,777.00	711,700.00	137,540.00	37,427.00	2,100.00	305,895.00	593,262.00	3,237,723.00
2005	Fall	1,250,967.00	-	63,390.00	653,743.00	128,521.00	42,152.00	1,597.00	212,949.00	552,222.00	2,905,541.00
		5,894,553.00	-	309,656.00	3,098,143.00	595,669.00	139,324.00	16,406.00	909,153.00	2,744,985.00	13,707,889.00

SUMMARY						
Year	Meet	WPS	Exotics	Totals	Tax Rate	Taxes
2004	Winter/Spring	3,180,644.00	4,334,426.00	7,515,070.00	1.50%	112,726.05
2004	Holiday	1,091,641.00	1,567,291.00	2,658,932.00	1.50%	39,883.98
2004	Fall	1,232,681.00	1,707,942.00	2,940,623.00	1.50%	44,109.35
		5,504,966.00	7,609,659.00	13,114,625.00	1.50%	196,719.38
2005	Winter/Spring	3,257,564.00	4,307,061.00	7,564,625.00	1.50%	113,469.38
2005	Holiday	1,386,022.00	1,851,701.00	3,237,723.00	1.50%	48,565.85
2005	Fall	1,250,967.00	1,654,574.00	2,905,541.00	1.50%	43,583.12
		5,894,553.00	7,813,336.00	13,707,889.00	1.50%	205,618.34



With the opening of the 2005 Fall Meet, Turfway Park became the first racetrack in the United States to install Polytrack surface on its track. This surface continues to receive rave reviews from horsemen, jockeys and the media. The surface is kinder to horses and preliminary results indicate a lower incidence of catastrophic breakdowns.

Photo by Keeneland Association

Turfway Park Inter-Track Wagering Handle (by Bet Type)

Track/Year	WPS	DBL	EX	PK3	PK4	PK6	QU	SPR	TRI	Totals
Ellis Park 2005	321,332.00	32,269.00	267,583.00	72,293.00	18,888.00	1,410.00	-	91,651.00	214,288.00	1,019,714.00
Kentucky Downs 2005	83,244.00	6,550.00	49,377.00	14,223.00	4,190.00	66.00	-	21,002.00	47,931.00	226,583.00
Churchill Downs 2005	1,577,852.00	121,680.00	1,089,130.00	374,128.00	256,862.00	170,356.00	-	316,175.00	1,024,181.00	4,930,364.00
Keeneland 2005	641,630.00	67,929.00	431,237.00	139,619.00	100,154.00	20,149.00	84,446.00	172,197.00	305,664.00	1,963,025.00
Red Mile 2005	772.00	18.00	453.00	8.00	-	-	-	30.00	381.00	1,662.00
Total	2,624,830.00	228,446.00	1,837,780.00	600,271.00	380,094.00	191,981.00	84,446.00	601,055.00	1,592,445.00	8,141,348.00
Ellis Park 2004	446,608.00	39,391.00	363,117.00	97,999.00	25,237.00	11,926.00	-	81,811.00	325,500.00	1,391,589.00
Kentucky Downs 2004	91,016.00	8,146.00	60,133.00	14,672.00	1,360.00	190.00	-	14,765.00	56,950.00	247,232.00
Churchill Downs 2004	1,665,604.00	124,969.00	1,134,322.00	379,627.00	223,694.00	62,140.00	-	375,873.00	1,146,137.00	5,112,366.00
Keeneland 2004	664,064.00	64,818.00	456,562.00	172,938.00	68,069.00	6,146.00	16,031.00	116,130.00	425,837.00	1,990,595.00
Red Mile 2004	6,615.00	277.00	7,768.00	270.00	10.00	-	-	766.00	8,750.00	24,456.00
Total	2,209,843.00	172,783.00	1,565,340.00	492,568.00	250,301.00	74,256.00	-	473,215.00	1,537,337.00	6,775,643.00

Track/Year	Summary			Taxes (1.5% of Handle)	KTDF (2% of Handle)
	WPS	Exotics	Total		
Ellis Park 2005	321,332.00	698,382.00	1,019,714.00	30,591.42	6,426.64
Kentucky Downs 2005	83,244.00	143,339.00	226,583.00	6,797.49	1,664.88
Churchill Downs 2005	1,577,852.00	3,352,512.00	4,930,364.00	147,910.92	31,557.04
Keeneland 2005	641,630.00	1,321,395.00	1,963,025.00	58,890.75	12,832.60
Red Mile 2005	772.00	890.00	1,662.00	49.86	-
Total	2,624,830.00	5,516,518.00	8,141,348.00	244,240.44	52,481.16
Ellis Park 2004	446,608.00	944,981.00	1,391,589.00	41,747.67	8,932.16
Kentucky Downs 2004	91,016.00	156,216.00	247,232.00	7,416.96	1,820.32
Churchill Downs 2004	1,665,604.00	3,446,762.00	5,112,366.00	153,370.98	33,312.08
Keeneland 2004	664,064.00	1,326,531.00	1,990,595.00	59,717.85	13,281.28
Red Mile 2004	6,615.00	17,841.00	24,456.00	733.68	-
Total	2,209,843.00	4,565,800.00	6,775,643.00	202,535.61	44,064.56




Top Notch Lady
Pat Lang Photography

Turfway Park Import - Interstate

Track	2005 Handle	Track	2004 Handle
Aqueduct	3,827,144.00	Aqueduct	3,963,869.00
Arlington	1,642,778.00	Arlington	1,611,123.00
Australia	123,027.00	Australia	111,372.00
Balmoral Harness	26,639.00	Balmoral Harness	21,411.00
Bay Meadows	800,127.00	Bay Meadows	763,737.00
Belmont	3,986,541.00	Belmont	3,322,074.00
Beulah	1,646,560.00	Beulah	1,908,531.00
Calder	2,226,635.00	Calder	2,465,264.00
Canterbury Park	141,021.00	Canterbury Park	161,855.00
Charlestown	1,551,211.00	Charlestown	1,418,591.00
Colonial Downs	164,933.00	Colonial Downs	97,537.00
Del Mar	865,176.00	Del Mar	604,009.00
Delaware	520,308.00	Delaware	544,280.00
Delta	499,104.00	Delta	846,674.00
Dubai	26,748.00	Dubai	12,223.00
Emerald Downs	168,031.00	Emerald Downs	146,762.00
Evangeline Downs	367,949.00	Evangeline Downs	328,446.00
Fairgrounds	1,995,884.00	Fairgrounds	1,774,863.00
Fairmont	96,834.00	Fairmont	121,750.00
Fairplex	176,401.00	Fairplex	158,451.00
Finger Lakes	20,623.00	Finger Lakes	8,476.00
Golden Gate	978,325.00	Golden Gate	1,266,907.00
Great Lakes Downs	175,784.00	Great Lakes Downs	179,333.00
Gulfstream	2,925,783.00	Gulfstream	3,342,696.00
Hawthorne	1,510,724.00	Hawthorne	1,428,129.00
Hollywood Park	1,555,926.00	Hollywood Park	1,513,440.00
Hoosier Park Harness	302,739.00	Hoosier Park Harness	174,451.00
Hoosier Thoroughbred	557,081.00	Hoosier Thoroughbred	442,573.00
Indiana Downs	289,583.00	Indiana Downs	329,307.00
Laurel	1,239,831.00	Laurel	701,766.00
Lone Star	365,423.00	Lone Star	1,190,859.00
Louisiana Downs	786,816.00	Louisiana Downs	914,554.00
Maywood Park Harness	43,259.00	Maywood Park Harness	45,126.00
Meadowlands Harness	164,690.00	Meadowlands Harness	161,140.00
Meadowlands Thoroughbred	102,182.00	Meadowlands Thoroughbred	145,921.00
Meadows Harness	12,307.00	Meadows Harness	109,571.00
Monmouth	726,831.00	Monmouth	892,754.00
Mountaineer	899,652.00	Mountaineer	865,523.00
Northfield Harness	130,644.00	Northfield Harness	128,917.00
Oaklawn	1,170,307.00	Oaklawn	1,419,238.00
Penn National	1,223,721.00	Penn National	1,126,186.00
Philadelphia Park	215,363.00	Philadelphia Park	208,450.00
Pimlico	881,395.00	Pimlico	1,539,928.00
Prairie Meadows	176,760.00	Prairie Meadows	175,199.00

Turfway Park Import - Interstate

Track	2005 Handle	Track	2004 Handle
Remington	92,572.00	Remington	142,196.00
Retama	122,538.00	Retama	135,638.00
Sam Houston	565,647.00	Sam Houston	542,150.00
Santa Anita	2,619,705.00	Santa Anita	2,438,114.00
Saratoga	1,269,667.00	Saratoga	1,122,347.00
Suffolk	334,637.00	Suffolk	398,356.00
Tampa Bay	1,607,884.00	Tampa Bay	1,206,491.00
Timonium	39,212.00	The Arc	1,369.00
The Arc	1,045.00	Timonium	27,232.00
Turf Paradise	559,389.00	Turf Paradise	413,271.00
Woodbine	960,391.00	Woodbine	1,027,610.00
Woodlands	85,919.00	Woodlands	0
Quarter Horse	3,112,184.00	Quarter Horse	234,857.00
Total	48,679,590.00	Total	46,382,897.00



**Turfway Park
Florence, Ky
Pat Lang Photography**

Players Bluegrass Downs On-Track Wagering (by Bet Type)

Meet/Year	Group	WPS	Quinella	DD	EX	SPR	TRI	Totals
Spring 2004	Players Bluegrass Downs	56,772.00	-	2,844.00	32,768.00	-	26,838.00	119,222.00
Spring 2005	Players Bluegrass Downs	62,696.00	-	2,539.00	30,360.00	-	32,306.00	127,901.00

SUMMARY					
Meet/Year	WPS	Exotics	Totals	Tax Rate	Taxes
Spring 2004	56,772.00	62,450.00	119,222.00	1.75%	2,086.39
Spring 2005	62,696.00	65,205.00	127,901.00	1.75%	2,238.27



The Kentucky Standardbred Development Fund receives 1 percent of live harness handle. In addition, thoroughbred tracks accepting harness signals pay .02 percent of that handle to the Kentucky Standardbred Development Fund.

Players Bluegrass Downs Inter-Track Wagering Handle

Year	Track	Total Handle
2005	Churchill	762,331.00
2005	Keeneland	231,650.00
2005	Turfway	373,683.00
2005	Ellis	183,553.00
2005	Red Mile	32,914.00
	Total	1,584,131.00
2004	Churchill	779,663.00
2004	Keeneland	211,699.00
2004	Turfway	431,131.00
2004	Ellis	279,591.00
2004	Red Mile	33,586.00
	Total	1,735,670.00

Players Bluegrass Downs Import - Interstate			
Track	2005 Handle	Track	2004 Handle
Arlington	305,960.00	Arlington	311,282.00
Aqueduct	383,452.00	Aqueduct	445,540.00
Balmoral	31,196.00	Balmoral	58,080.00
Belmont	487,545.00	Belmont	475,018.00
Bay Meadows	63,217.00	Bay Meadows	19,649.00
Calder	284,218.00	Calder	329,836.00
Charlestown	157,755.00	Charlestown	0.00
County Fairs	0.00	County Fairs	4,919.00
Del Mar	84,231.00	Del Mar	115,089.00
Delta Downs	52,836.00	Delta Downs	40,647.00
Dubai Cup	506.00	Dubai Cup	0.00
Evangeline	7,718.00	Evangeline	36.00
Fairgrounds	241,587.00	Fairgrounds	238,806.00
Fairplex	24,224.00	Fairplex	25,352.00
Golden Gate	34,403.00	Golden Gate	89,383.00
Gulfstream	256,760.00	Gulfstream	350,427.00
Hawthorne	305,989.00	Hawthorne	279,187.00
Hollywood	193,985.00	Hollywood	271,269.00
Hoosier (T)	61,232.50	Hoosier (T)	74,198.00
Hoosier (H)	50,096.00	Hoosier (H)	52,984.00
Indiana (T)	8,680.00	Indiana (T)	0.00
Indiana (H)	49,198.00	Indiana (H)	77,787.00
Laurel	69,230.00	Laurel	76,576.00
Lone Star	72,838.00	Lone Star	178,225.00
Louisiana	218,806.50	Louisiana	243,551.00
Maywood	0.00	Maywood	53,670.00
Meadowlands	172,006.00	Meadowlands	202,766.00
Meadows	145,500.00	Meadows	80,051.00
Monmouth	83,339.00	Monmouth	130,464.00
Northfield	116,940.00	Northfield	88,910.00
Oaklawn	181,500.00	Oaklawn	245,684.00
Ohio 7/7	0.00	Ohio 7/7	108.00
Penn National	34,169.00	Penn National	0.00
Pimlico	124,638.00	Pimlico	144,986.00
River Downs	270,839.00	River Downs	281,269.00
Santa Anita	276,813.00	Santa Anita	280,771.00
Saratoga	181,420.00	Saratoga	213,964.00
Tampa Bay	167,792.00	Tampa Bay	0.00
Totals	5,200,619.00	Totals	5,480,484.00

Red Mile On Track Wagering (by Bet Type)										
Meet/Year	Group	WPS	DD	EX	PK3	PK4	PK6	SPR	TRI	Totals
Standardbred 2005	Red Mile	879,510.00	26,195.00	691,126.00	69,964.00	13,693.00	9,322.00	267,117.10	718,804.00	2,675,731.10
Quarterhorse 2005	Red Mile	87,377.00	1,780.00	36,117.00	-	-	-	1,456.80	23,401.00	150,131.80
	Totals	966,887.00	27,975.00	727,243.00	69,964.00	13,693.00	9,322.00	268,573.90	742,205.00	2,825,862.90
Standardbred 2004	Red Mile	818,839.00	26,378.00	656,388.00	77,823.00	53,632.00	-	88,546.00	740,324.00	2,461,930.00
Quarterhorse 2004	Red Mile	78,659.00	1,400.00	25,462.00	2,317.00	-	-	822.00	22,856.00	131,516.00
	Totals	897,498.00	27,778.00	681,850.00	80,140.00	53,632.00	-	89,368.00	763,180.00	2,593,446.00

SUMMARY						
Meet/Year	WPS	Exotics	Totals	Totals	Tax Rate	Taxes
Standardbred 2005	879,510.00	1,796,221.10	2,675,731.10	2,675,731.10	1.75%	46,825.29
Quarterhorse 2005	87,377.00	62,754.80	150,131.80	150,131.80	1.75%	2,627.31
Totals	966,887.00	1,858,975.90	2,825,862.90	2,825,862.90	1.75%	49,452.60
Standardbred 2004	818,839.00	1,643,091.00	2,461,930.00	2,461,930.00	1.75%	43,083.78
Quarterhorse 2004	78,659.00	52,857.00	131,516.00	131,516.00	1.75%	2,301.53
Totals	897,498.00	1,695,948.00	2,593,446.00	2,593,446.00	1.75%	45,385.31



*Red Mile
Lexington, Ky*

Red Mile Import - Interstate			
Track	2005 Handle	Track	2004 Handle
Albuquerque	14,238.00	Albuquerque	16,589.00
Balmoral	1,214,366.00	Balmoral	796,403.00
Batavia Downs	29,114.00	Batavia Downs	2,508.00
Blue Ribbon Downs	16,196.00	Blue Ribbon Downs	16,016.00
Buffalo	36,901.00	Buffalo	13,166.00
Cal Expo	701,763.00	Cal Expo	620,591.00
Colonial	92,524.00	Colonial	74,760.00
Delaware County Fair	102,295.00	Delaware County Fair	26,770.00
Delta Downs	36,754.00	Delta Downs	46,807.00
Dover	727,879.00	Dover	497,983.00
Duquoin	3,792.00	Duquoin	18,038.00
Evangeline Downs	11,913.00	Evangeline Downs	11,931.00
Fairgrounds	0.00	Fairgrounds	480.00
Flamboro	424,188.00	Flamboro	357,703.00
Fraser	69,611.00	Fraser	97,425.00
Freehold	2,367,586.00	Freehold	516,251.00
Georgian Downs	70,057.00	Georgian Downs	0.00
Harrington	414,783.00	Harrington	329,705.00
Hawthorne	299,515.00	Hawthorne	228,207.00
Hazel Park	140,907.00	Hazel Park	152,866.00
Hoosier	415,467.00	Hoosier	417,552.00
Indiana Downs	333,679.00	Indiana Downs	305,446.00
Kawartha	98,732.00	Kawartha	70,246.00
Lebanon	93,218.00	Lebanon	67,894.00
Lone Star	42,161.00	Lone Star	0.00
Los Alamitos	277,295.00	Los Alamitos	413,500.00
Maywood	619,282.00	Maywood	452,536.00
Meadowlands	7,555,064.00	Meadowlands	1,350,092.00
Meadows	636,389.00	Meadows	527,542.00
Mohawk	2,600,052.00	Mohawk	349,371.00
Monticello	1,774,485.00	Monticello	362,649.00
Montreal	61,030.00	Montreal	84,930.00
Northfield	981,845.00	Northfield	998,233.00
Northlands	0.00	Northlands	26,717.00
Northville	97,350.00	Northville	107,947.00
Ocean Downs	18,461.00	Ocean Downs	11,747.00
Plainridge	235,239.00	Plainridge	244,162.00
Pocono	159,022.00	Pocono	108,365.00
Pompano	159,841.00	Pompano	267,580.00
Prairie Meadows	11,808.00	Prairie Meadows	0.00
Prix d' Amerique	47.00	Prix d' Amerique	33.00
Raceway	108,987.00	Raceway	120,464.00
Remington	12,677.00	Remington	14,185.00
Rideau Carlton	83,565.00	Rideau Carlton	79,071.00
Rockingham	93,855.00	Rockingham	77,086.00
Rosecroft	31,571.00	Rosecroft	59,854.00
Ruidoso	10,037.00	Ruidoso	17,135.00
Sam Houston	18,960.00	Sam Houston	68,607.00
Saratoga	252,974.00	Saratoga	59,668.00

Red Mile Import - Interstate

Track	2005 Handle	Track	2004 Handle
Scarborough	28,698.00	Scarborough	12,209.00
Scioto	164,406.00	Scioto	200,094.00
Springfield	11,192.00	Springfield	22,075.00
Sunland Park	32,869.00	Sunland Park	65,628.00
Syracuse Mile	28,202.00	Syracuse Mile	0.00
Turf Paradise	2.00	Turf Paradise	1,552.00
Vernon	0.00	Vernon	16,870.00
Western Fair	76,752.00	Western Fair	0.00
Windsor	182,839.00	Windsor	181,594.00
Woodbine	4,069,258.00	Woodbine	955,107.00
Yonkers	118,106.00	Yonkers	148,292.00
Total	28,269,799.00	Total	12,090,232.00



The Red Mile Grand Circuit meet culminates each season with the historic Kentucky Futurity, the third and final leg of trotting's Triple Crown. Thirty-two years had passed since Super Bowl and legendary horseman Stanley Dancer had completed this difficult trifecta. On October 9, 2004 at the historic Red Mile, Windsong's Legacy became the seventh Trotting Triple Crown winner. To add to the drama, the connections of Windsong's Legacy announced in the winner's circle that the Futurity would be the final race of the trotter's career and Windsong's Legacy was retired on the spot.

Thunder Ridge On-Track Wagering (by Bet Type)								
Meet/Year	Group	WPS	Quinella	DD	EX	SPR	TRI	Totals
Fall 2004	Thunder Ridge	17,251.00	-	541.00	14,975.00	-	11,588.00	44,355.00
Fall 2005	Thunder Ridge	16,075.00	-	401.00	9,617.00	-	8,329.00	34,422.00

Summary						
Meet/Year	Group	WPS	Exotics	Totals	Tax Rate	Taxes
Fall 2004	Thunder Ridge	17,251.00	27,104.00	44,355.00	1.75%	776.21
Fall 2005	Thunder Ridge	16,075.00	18,347.00	34,422.00	1.75%	602.39



Thunder Ridge Intertrack Wagering Handle		
Year	Track	Total Handle
2005	Ellis Park	125,073.30
2005	Turfway Park	367,503.20
2005	Churchill	635,217.00
2005	Keeneland	203,858.30
2005	Red Mile	52,930.60
	Total	1,384,582.40
2004	Ellis Park	219,407.00
2004	Turfway Park	510,553.00
2004	Churchill	680,185.00
2004	Keeneland	231,639.00
2004	Red Mile	56,121.00
	Total	1,697,905.00

Thunder Ridge Import - Interstate			
Track	2005 Handle	Track	2004 Handle
Aqueduct	319,363.00	Aqueduct	460,582.00
Arlington	304,618.30	Arlington	391,357.00
Balmoral	72,115.80	Balmoral	59,973.00
Bay Meadows	168,922.60	Bay Meadows	297,354.00
Belmont Park	466,023.00	Belmont Park	468,137.00
Beulah Park	39,956.40	Beulah Park	48,562.00
Calder Race Course	300,099.00	Calder Race Course	501,735.00
Del Mar	116,249.30	Del Mar	217,803.00
Delaware County Fair	7,025.00	Delaware County Fair	3,474.00
Dubai World Cup	0.00	Dubai World Cup	1,043.00
Fairgrounds	181,784.00	Fairgrounds	288,345.00
Fairplex Park	26,753.90	Fairplex Park	33,431.00
Golden Gate	188,663.40	Golden Gate	354,073.00
Gulfstream Park	226,916.00	Gulfstream Park	374,662.00
Hawthorne	102,927.40	Hawthorne	10,231.00
Hollywood Park	357,807.10	Hollywood Park	429,322.00
Hoosier Park (T)	102,384.40	Hoosier Park (T)	121,079.00
Hoosier Park (H)	175,305.00	Hoosier Park (H)	141,897.00
Indiana Downs	149,262.60	Indiana Downs	138,131.00
Lebanon	20,009.10	Lebanon	20,813.00
Lone Star	154,014.70	Lone Star	265,737.00
Los Alamitos	0.00	Los Alamitos	2,411.00
Maywood	83,764.00	Maywood	74,474.00
Meadowlands	384,984.00	Meadowlands	343,947.00
Meadows	0.00	Meadows	71,659.00
Monmouth Park	131,883.00	Monmouth Park	164,747.00
Mountaineer Park	17,292.00	Mountaineer Park	0.00
Northfield	351,286.00	Northfield	348,724.00
Oak Tree@Santa Anita	51,772.00	Oak Tree@Santa Anita	108,148.00
Oaklawn Park	145,107.00	Oaklawn Park	221,267.00
Ohio 7/7	234,414.90	Ohio 7/7	179,293.00
Penn National	262,705.50	Penn National	0.00
Pimlico	75,228.00	Pimlico	181,096.00
Retama	13,171.30	Retama	34,621.00
Sam Houston	59,360.00	Sam Houston	136,293.00
Santa Anita	310,376.50	Santa Anita	391,519.00
Saratoga	108,526.00	Saratoga	183,241.00
Scioto Downs	0.00	Scioto Downs	66,838.00
Sunland Park	0.00	Sunland Park	2,348.00
Total	5,710,070.20	Total	7,138,367.00

Hazard Ubet Inter-Track Wagering Handle		
Year	Track	Total Handle
2005	Ellis Park	65,960.80
2005	Turfway Park	206,071.90
2005	Churchill	371,158.00
2005	Keeneland	125,140.70
2005	Red Mile	36,522.40
	Grand Total	804,853.80
2004	Ellis Park	116,577.00
2004	Turfway Park	247,748.00
2004	Churchill	421,823.00
2004	Keeneland	176,804.00
2004	Red Mile	34,582.00
2004	Thunder Ridge	-
	Grand Total	997,534.00

Hazard U-Bet Import - Interstate			
Track	2005 Handle	Track	2004 Handle
Aqueduct	185,063.00	Aqueduct	252,383.00
Arlington	135,178.10	Arlington	138,262.00
Balmoral	56,569.30	Balmoral	77,736.00
Bay Meadows	55,994.60	Bay Meadows	83,873.00
Belmont Park	213,675.00	Belmont Park	258,708.00
Beulah Park	29,262.00	Beulah Park	34,019.00
Calder Race Course	155,405.00	Calder Race Course	185,041.00
Del Mar	51,894.20	Del Mar	46,261.00
Delaware County Fair	4,625.00	Delaware County Fair	2,611.00
Dubai World Cup	0.00	Dubai World Cup	122.00
Fairgrounds	63,482.00	Fairgrounds	118,687.00
Fairplex Park	15,177.00	Fairplex Park	14,458.00
Golden Gate	82,130.00	Golden Gate	107,951.00
Gulfstream Park	124,339.00	Gulfstream Park	190,257.00
Hawthorne	74,002.80	Hawthorne	7,351.00
Hollywood Park	108,016.30	Hollywood Park	134,133.00
Hoosier Park Thoroughbred	63,714.30	Hoosier Park Thoroughbred	54,183.00
Hoosier Park Harness	74,377.00	Hoosier Park Harness	82,708.00
Indiana Downs	76,181.30	Indiana Downs	80,251.00
Lebanon	12,946.30	Lebanon	12,149.00
Lone Star	78,174.20	Lone Star	114,287.00
Maywood	61,606.00	Maywood	72,657.00
Meadow Lands	217,320.00	Meadow Lands	270,390.00
Meadows	0.00	Meadows	62,281.00
Monmouth Park	46,516.00	Monmouth Park	74,955.00
Mountaineer Park	17,030.00	Mountaineer Park	0.00
Northfield	222,650.00	Northfield	281,317.00
Oak Tree@Santa Anita	32,907.20	Oak Tree@Santa Anita	40,415.00
Oaklawn Park	57,918.00	Oaklawn Park	100,607.00
Ohio 7/7	123,714.50	Ohio 7/7	97,788.00
Penn National	116,032.50	Penn National	0.00
Pimlico	44,975.00	Pimlico	94,525.00
Retama	13,788.40	Retama	17,753.00
Sam Houston	23,353.00	Sam Houston	71,803.00
Santa Anita	123,639.60	Santa Anita	148,333.00
Saratoga	57,881.00	Saratoga	72,019.00
Scioto Downs	0.00	Scioto Downs	57,937.00
Total	2,819,537.60	Total	3,458,211.00

Pikeville OTB Inter-Track wagering Handle		
Year	Track	Total Handle
2005	Ellis Park	98,067.60
2005	Turfway Park	186,607.50
2005	Churchill	433,048.00
2005	Keeneland	152,232.40
2005	Red Mile	24,269.50
	Total	894,225.00

Pikeville OTB Import - Interstate	
Track	2005 Handle
Aqueduct	218,261.00
Arlington	251,860.60
Balmoral	32,334.20
Bay Meadows	92,876.50
Belmont Park	350,670.00
Beulah Park	35,296.00
Calder Race Course	265,174.00
Del Mar	59,108.60
Delaware County Fair	2,569.00
Fairgrounds	96,512.00
Fairplex Park	18,190.10
Golden Gate	191,458.40
Gulfstream Park	138,583.00
Hawthorne	119,993.20
Hollywood Park	317,710.40
Hoosier Park Thoroughbred	45,770.50
Hoosier Park Harness	47,690.00
Indiana Downs	40,843.90
Lebanon	10,634.70
Lone Star	122,055.10
Maywood	30,195.00
Meadow Lands	140,234.00
Monmouth Park	118,670.00
Mountaineer Park	16,366.00
Northfield	142,513.00
Oak Tree@Santa Anita	64,814.69
Oaklawn Park	73,163.00
Ohio 7/7	240,576.50
Penn National	103,646.00
Pimlico	58,186.00
Retama	6,126.60
Sam Houston	16,735.20
Santa Anita	116,004.60
Saratoga	81,985.00
Total	3,666,806.79

Kentucky OTB Handle Summary

Kentucky Off-Track Betting, LLC		
(For the years ending December 31, 2004 and 2005)		
Total Handle:	<u>2005</u>	<u>2004</u>
Corbin	6,269,734	8,278,017
Jamestown	6,393,382	6,772,266
Maysville	5,217,660	5,681,723
Pineville	3,971,128	4,488,328
Total	21,851,904	25,220,334

City/County Development Tax (1)		
(For the years ending December 31, 2004 and 2005)		
	<u>2005</u>	<u>2004</u>
Corbin	62,697	82,780
Jamestown	63,934	67,723
Maysville	52,177	56,817
Pineville	39,711	44,883
Total	218,519	252,203

KY Thoroughbred Owners and Breeders Tax (2)		
(For the years ending December 31, 2004 and 2005)		
	<u>2005</u>	<u>2004</u>
Corbin	67,892	84,188
Jamestown	69,865	69,763
Maysville	57,838	59,512
Pineville	42,893	45,594
Total	238,488	259,057

Standardbred Purses and County Fairs (3)		
(For the years ending December 31, 2004 and 2005)		
	<u>2005</u>	<u>2004</u>
Corbin	45,261	56,125
Jamestown	46,577	46,509
Maysville	38,559	39,674
Pineville	28,595	30,396
Total	158,992	172,704

- 1 KRS 230.380 (8) One percent of all moneys wagered at a simulcast facility shall be dedicated for local economic development.
- 2 After a deduction for local economic development, a commission is taken on wagers placed at a simulcast facility. The Kentucky Thoroughbred Owners and Breeders, Inc. receives 6 percent of that commission.
- 3 After a deduction for local economic development, a commission is taken on wagers placed at a simulcast facility. The purses at county fairs and standardbred sire stakes program receive 4 percent of that commission.



Kentucky OTB Handle by Bet Pool 2005

Turfway Park	<u>Corbin</u>	<u>Jamestown</u>	<u>Maysville</u>	<u>Pineville</u>	<u>Total</u>
Win	58,515	85,426	58,106	56,352	258,399
Place	19,264	38,987	28,890	14,821	101,962
Show	8,100	15,496	13,479	6,941	44,016
Exacta	74,796	134,969	67,115	39,716	316,596
Trifecta	94,582	135,837	115,940	76,160	422,519
Double	7,892	6,998	6,169	8,152	29,211
Superfecta	45,299	86,354	65,763	28,136	225,552
Pick 3	21,995	11,772	27,652	5,317	66,736
Pick 4	9,379	3,325	13,894	1,227	27,825
Pick 6	857	1,069	1,383	488	3,797
Total	340,679	520,233	398,391	237,310	1,496,613

Keeneland	<u>Corbin</u>	<u>Jamestown</u>	<u>Maysville</u>	<u>Pineville</u>	<u>Total</u>
Win	50,003	55,040	40,322	26,953	172,318
Place	16,097	24,649	20,774	7,105	68,625
Show	8,227	7,005	10,916	3,675	29,823
Exacta	45,541	50,183	34,705	20,425	150,854
Trifecta	59,798	62,821	51,916	35,989	210,524
Quinella	895	2,221	3,483	367	6,966
Double	5,317	4,045	4,579	4,054	17,995
Superfecta	22,378	37,773	30,828	14,040	105,019
Pick 3	8,805	4,686	14,388	2,639	30,518
Pick 4	7,046	2,303	16,202	1,411	26,962
Pick 5/6	5,206	785	2,668	875	9,534
Total	229,313	251,511	230,781	117,533	829,138

Churchill Downs	<u>Corbin</u>	<u>Jamestown</u>	<u>Maysville</u>	<u>Pineville</u>	<u>Total</u>
Win	119,821	155,949	103,436	96,465	475,671
Place	47,221	67,642	46,602	27,424	188,889
Show	27,175	31,247	28,138	17,086	103,646
Exacta	127,144	142,017	82,742	66,606	418,509
Trifecta	165,999	199,458	144,033	99,910	609,400
Double	11,774	8,377	8,124	9,246	37,521
Superfecta	52,682	87,540	55,919	43,171	239,312
Pick 3	21,520	10,835	40,407	6,499	79,261
Pick 4	19,437	7,076	26,467	4,457	57,437
Pick 6	37,230	18,370	17,596	3,896	77,092
Total	630,003	728,511	553,464	374,760	2,286,738

Kentucky OTB Handle by Bet Pool 2005

Ellis Park	Corbin	Jamestown	Maysville	Pineville	Total
Win	28,347	36,120	23,392	20,264	108,123
Place	8,244	18,613	10,812	5,170	42,839
Show	2,344	4,260	4,224	2,755	13,583
Exacta	31,706	35,787	25,827	16,231	109,551
Trifecta	39,281	43,513	40,022	22,884	145,700
Double	3,100	2,281	3,034	2,409	10,824
Superfecta	14,306	16,367	15,983	7,710	54,366
Pick 3	2,811	2,887	12,244	1,848	19,790
Pick 4	492	304	4,800	298	5,894
Pick 6	248	478	1,002	68	1,796
Total	130,879	160,610	141,340	79,637	512,466

Kentucky Downs	Corbin	Jamestown	Maysville	Pineville	Total
Win	1,025	1,239	1,142	823	4,229
Place	334	617	561	463	1,975
Show	245	149	357	152	903
Exacta	1,064	1,382	1,201	627	4,274
Trifecta	1,345	1,991	1,967	1,159	6,462
Double	66	59	111	82	318
Superfecta	707	1,400	982	418	3,507
Pick 3	121	109	376	67	673
Pick 4	-	16	2	8	26
Pick 6	-	6	1	10	17
Total	4,907	6,968	6,700	3,809	22,384



Kentucky OTB Handle by Bet Pool 2004

Turfway Park	Corbin	Jamestown	Maysville	Pineville	Total
Win	68,702	104,853	65,223	43,312	282,090
Place	22,385	49,436	28,021	16,248	116,090
Show	9,158	21,032	14,682	7,812	52,684
Exacta	78,656	116,867	75,757	44,683	315,963
Trifecta	112,481	153,512	130,593	79,191	475,777
Double	7,645	7,090	11,501	7,909	34,145
Superfecta	64,340	81,058	84,561	27,741	257,700
Pick 3	16,980	8,689	27,970	6,522	60,161
Pick 4	8,683	1,550	8,295	1,723	20,251
Pick 6	568	1,103	1,386	629	3,686
Total	389,598	545,190	447,989	235,770	1,618,547

Keeneland	Corbin	Jamestown	Maysville	Pineville	Total
Win	64,092	54,237	34,843	24,869	178,041
Place	16,399	25,593	18,440	9,315	69,747
Show	10,494	10,682	7,991	4,761	33,928
Exacta	54,147	50,056	36,593	29,652	170,448
Trifecta	67,192	65,916	55,579	39,199	227,886
Quinella	1,830	1,292	1,627	553	5,302
Double	4,802	4,091	5,935	4,244	19,072
Superfecta	19,859	26,788	20,293	9,482	76,422
Pick 3	9,316	7,289	14,281	3,481	34,367
Pick 4	6,954	1,979	10,059	2,117	21,109
Pick 5/6	4,082	533	5,278	396	10,289
Total	259,167	248,456	210,919	128,069	846,611

Churchill Downs	Corbin	Jamestown	Maysville	Pineville	Total
Win	145,889	156,706	100,911	82,856	486,362
Place	48,516	68,536	47,963	33,109	198,124
Show	33,287	38,107	31,060	18,139	120,593
Exacta	135,055	146,540	89,605	77,259	448,459
Trifecta	189,489	185,377	160,904	113,826	649,596
Double	11,230	8,635	9,344	9,832	39,041
Superfecta	67,973	81,166	64,204	33,730	247,073
Pick 3	26,994	12,718	30,742	8,643	79,097
Pick 4	31,255	5,192	5,190	3,075	44,712
Pick 6	12,938	494	1,298	2,282	17,012
Total	702,626	703,471	541,221	382,751	2,330,069

Kentucky OTB Handle by Bet Pool 2004

Ellis Park	Corbin	Jamestown	Maysville	Pineville	Total
Win	45,248	49,721	23,145	28,860	146,974
Place	10,036	22,234	11,270	10,197	53,737
Show	6,865	8,477	4,574	4,550	24,466
Exacta	50,443	53,077	31,095	26,056	160,671
Trifecta	67,655	64,755	53,156	35,230	220,796
Double	4,049	3,431	2,448	3,372	13,300
Superfecta	18,266	31,566	20,682	10,235	80,749
Pick 3	8,123	3,763	11,783	2,644	26,313
Pick 4	1,815	634	4,319	271	7,039
Pick 6	930	758	1,072	334	3,094
Total	213,430	238,416	163,544	121,749	737,139

Kentucky Downs	Corbin	Jamestown	Maysville	Pineville	Total
Win	1,619	2,697	1,347	756	6,419
Place	299	1,005	529	205	2,038
Show	200	360	191	281	1,032
Exacta	1,320	3,420	1,215	888	6,843
Trifecta	1,443	1,853	2,209	1,181	6,686
Double	108	166	137	92	503
Superfecta	332	984	1,104	309	2,729
Pick 3	74	76	543	39	732
Pick 4	-	-	-	-	-
Pick 6	-	1	36	-	37
Total	5,395	10,562	7,311	3,751	27,019

Total Imported Handle by Track 2005

	<u>Corbin</u>	<u>Jamestown</u>	<u>Maysville</u>	<u>Pineville</u>	<u>Total</u>
Aqueduct	471,871	372,712	331,682	310,561	1,486,826
Arlington	219,974	230,964	231,352	133,922	816,212
Bay Meadows	155,263	152,520	82,229	83,437	473,449
Belmont	618,071	452,420	400,092	343,634	1,814,217
Calder	297,503	286,615	302,864	203,220	1,090,202
Delaware	111,783	96,931	91,222	88,929	388,865
DelMar	123,540	83,838	53,410	64,363	325,151
Dubai	975	523	774	2,632	4,904
Fairgrounds	147,199	200,364	171,650	92,283	611,496
Golden Gate	195,014	182,958	108,955	90,545	577,472
Gulfstream	312,610	281,390	236,528	200,696	1,031,224
Hawthorne	200,449	256,648	174,874	131,594	763,565
Hollywood	258,728	222,695	112,264	141,205	734,892
Hoosier	21,383	38,820	25,363	19,057	104,623
Laurel	206,225	206,510	168,433	157,730	738,898
Louisana Downs	168,990	178,419	135,512	97,828	580,749
Meadowlands	-	-	4,455	-	4,455
Monmouth	105,834	82,021	72,986	69,754	330,595
Mountaineer	3,915	5,029	5,996	3,511	18,451
Oaklawn	91,107	146,198	106,952	93,168	437,425
Ohio Tracks	362,519	453,061	422,965	254,802	1,493,347
Penn National	-	3,208	9,699	-	12,907
Pimlico	151,528	131,194	112,984	125,241	520,947
Santa Anita	365,853	311,294	166,045	183,763	1,026,955
Sam Houston	-	7,431	13,415	-	20,846
Saratoga	171,354	107,245	135,878	102,114	516,591
Tampa Bay	172,265	233,545	207,275	162,753	775,838
NTRA Pk3	-	418	249	91	758
NTRA Pk4	-	578	881	1,246	2,705
Total	4,933,953	4,725,549	3,886,984	3,158,079	16,704,565

Total Imported Handle by Track 2004

	<u>Corbin</u>	<u>Jamestown</u>	<u>Maysville</u>	<u>Pineville</u>	<u>Total</u>
Aqueduct	673,353	416,134	407,126	353,317	1,849,930
Arlington	295,798	260,888	191,608	163,645	911,939
Bay Meadows	268,491	149,517	134,241	106,671	658,920
Belmont	651,268	384,383	281,790	324,150	1,641,591
Calder	385,613	376,077	335,965	240,357	1,338,012
Delaware	137,069	116,104	120,525	143,718	517,416
Del Mar	237,426	119,872	34,897	39,067	431,262
Dubai	1,967	1,303	943	806	5,019
Fairgrounds	170,601	182,690	200,794	107,052	661,137
Fairplex	35,833	24,288	15,710	12,977	88,808
Golden Gate	266,216	192,901	147,207	115,567	721,891
Gulfstream	358,492	316,494	323,652	211,106	1,209,744
Hawthorne	242,530	232,922	172,914	148,805	797,171
Hollywood	592,412	239,911	156,791	182,556	1,171,670
Hoosier	20,339	23,048	15,448	13,747	72,582
Laurel	115,822	85,746	104,415	79,473	385,456
Lonestar	68,131	46,732	39,233	32,794	186,890
Louisiana Downs	190,260	175,218	138,222	125,585	629,285
Monmouth	163,361	143,142	113,727	124,090	544,320
Mountaineer	3,345	2,584	2,842	1,510	10,281
Oaklawn	138,418	155,173	148,571	100,425	542,587
Ohio Tracks	431,763	491,274	477,039	315,727	1,715,803
Pimlico	314,228	221,554	211,899	207,223	954,904
Santa Anita	555,694	278,107	207,882	190,600	1,232,283
Saratoga	245,199	177,560	107,910	120,743	651,412
Tampa Bay	143,725	211,828	218,443	154,147	728,143
NTRA Pk3	-	113	918	-	1,031
NTRA Pk4	447	608	27	380	1,462
Total	6,707,801	5,026,171	4,310,739	3,616,238	19,660,949

