


Kentucky Horse Racing Authority



2002 – 2003 Biennial Report

Ernie Fletcher
Governor



Lajuana S. Wilcher
Secretary

Commonwealth of Kentucky
Environmental and Public Protection Cabinet

Kentucky Horse Racing Authority
4063 Iron Works Parkway
Building B
Lexington, Kentucky 40511
Telephone: (859) 248-2040
Fax: (859) 248-2039

The Honorable Ernie Fletcher, Governor
Commonwealth of Kentucky
The Capitol
700 Capitol Avenue
Frankfort, Kentucky 40601

The Honorable David L. Williams
President of the Senate
Room 300, State Capitol
700 Capitol Avenue
Frankfort, Kentucky 40601

The Honorable Jody Richards
Speaker of the House
Room 300, State Capitol
700 Capitol Avenue
Frankfort, Kentucky 40601

Dear Governor Fletcher, President Williams, and Speaker Richards:

As provided by KRS 230.370, we submit on behalf of the Kentucky Horse Racing Authority, our biennial report for 2002 and 2003.

In the past two years, the nation has been captivated by the story of Seabiscuit, a national equine hero from the 1930s. The success of the book, and subsequent motion picture, was both a boon to the horse-racing industry in general and a reminder of the Commonwealth of Kentucky's unique history and tradition as the equine capitol of the world.

As the state agency responsible for regulating horse racing and pari-mutuel wagering on horse racing within the Commonwealth, the Kentucky Horse Racing Authority, formerly the state racing commission, remains well aware of horse racing's importance to the Commonwealth's image and its economy. The most popular and famous horse race in the world, the Kentucky Derby, continues to bring unsurpassed

international attention and gambling revenue to the Commonwealth on the first Saturday in May.


As prestigious as the Derby is, however, the Commonwealth also is home to such important thoroughbred races as the Kentucky Oaks at Churchill Downs, the Blue Grass Stakes at Keeneland, and the Lane's End Stakes at Turfway Park. In harness racing, the Kentucky Futurity at the Red Mile continues to be the final jewel in trotting's Triple Crown.

Additionally, the annual horse sales conducted by Keeneland, Fasig-Tipton, and Tattersalls continues to insure that "bred in Kentucky" is the benchmark for quality and class. Every time a horse is sold in Kentucky, dreams are born.

Ever aware of the vital importance of fan interest as expressed through pari-mutuel wagering, Kentucky continues to be a leader in creating avenues to expand wagering, not only on races conducted at Kentucky tracks, but on races imported year-round via simulcast from tracks around the world. Simulcasting allows the tracks generate revenues that enable them to increase the amount of purses, or prize money, for all in-state races.

In conclusion, the equine industry remains a vibrant and visible cornerstone of the Commonwealth's economy. From long before Seabiscuit's era to this very day, horses and the people who care for them are most at home when they're in Kentucky. May it always be so.

Respectfully submitted,

A handwritten signature in black ink, appearing to read "Bill Street". The signature is fluid and cursive, with a large initial "B" and "S".

Bill Street
Chairman

Kentucky Horse Racing Authority

The Kentucky Horse Racing Authority consists of sixteen (16) members appointed by the Governor. The appointments to Kentucky Horse Racing Authority are required to provide representation within the horse industry to include thirteen (13) voting members and three (3*) non-voting members. All members appointed by the Governor serve a term of four (4) years. The Governor shall designate one member as the Chairman and the another member as Vice-Chairman.

Members:

- Bill Street, Chairman
- Connie Whitfield, Vice-Chairman
- Don Ball
- Kerry Cauthen
- John Cashman
- Dell Hancock
- Tom Handy
- Doug Hendrickson
- Jim Host *
- Tom Ludt
- Donna Smith
- Jack Steinman
- Gene Strong *
- Larry F. Telle
- Ben Walden
- LaJuana Wilcher *

Kentucky Licensed Racing Facilities

**Churchill Downs
700 Central Avenue
Louisville, KY 40208**

Thoroughbred Racing

**Ellis Park
US Highway 41 North
Henderson, KY 42420**

Thoroughbred Racing

**Keeneland Association
4201 Versailles Road
Lexington, KY 40592**

Thoroughbred Racing

**Kentucky Downs
5629 Nashville Road
Franklin, KY 42134**

Thoroughbred Racing

**Players' Bluegrass Downs
150 Downs Drive
Paducah, KY 42002**

Harness Racing

**The Red Mile
1200 Red Mile Road
Lexington, KY 40504**

Harness Racing

**Thunder Ridge Racetrack
164 Thunder Road
Prestonsburg, KY 41653**

Harness Racing

**Turfway Park
7500 Turfway Road
Florence, KY 41022**

Thoroughbred Racing

Kentucky Licensed Off-Track Betting Facilities

- **Kentucky Off-Track Betting, LLC**
The Thoroughbred Center
3380 Paris Pike
Lexington, KY 40511

- **Kentucky Off-Track Betting-Corbin**
57 Summit Drive
Corbin, KY 40701

- **Kentucky Off-Track Betting-Jamestown**
628 North Main Street
Jamestown, KY 42629

- **Kentucky Off-Track Betting-Maysville**
24 East 2nd Street
Maysville, KY 41056

- **Kentucky Off-Track Betting-Pineville**
Route 7, US 25 East
Pineville, KY 40977

- * **Note: All live race meets at Churchill Downs, Ellis Park, Keeneland, KY Downs, and Turfway Park, as well as whole-card simulcast signals from around the country are scheduled at the off-track betting facilities**

Definitions for Handle Charts

Term	Definition
Attendance on Track	Self-explanatory
On-Track Live	Live parimutuel handle on-track
On Track Whole Card	Live track patron simulcast betting on out-of-state tracks
ITW Live	Betting at all tracks (except Off-Track betting sites) on host in-state track.
ITW Whole Card	In-state tracks betting on out-of-state tracks. ✓
OTB Live	Live betting at Corbin, Pineville, Jamestown, Maysville on in-state host track.
OTB Whole Card	Live betting at Corbin, Pineville, Jamestown, Maysville on out-of- state tracks
Total In-State	All-instate wagering total
Out-Of-State	Out-of-state betting on host track.
On Track Wagering	Live handle on track
On Track Full Card Live	Live simulcast handle on track
ITW Receiving	In state numbers bet at in state tracks
Whole Card Receiving	Out-of-state numbers bet at Kentucky tracks ✓ (in-state track betting on out-of state tracks)

A chart for each racing facility follows, as submitted by the respective facility.

Churchill Downs

	<u>2002</u>	<u>2003</u>	<u>Change</u>
Days Raced.....	82	79	-3.7%
Attendance.....	879,935	898,600	2.1%
Pari-mutuel Handle			
On Track Live	\$100,233,986	— \$99,148,603 ⁰⁰⁷⁵	-1.1%
On Track Whole Card	21,034,350	— 21,957,346 ⁰²	4.4%
ITW Live	27,607,406	— 28,973,468 ⁰²	4.9%
ITW Whole Card	53,692,684	— 47,399,845 ⁰²	-11.7%
OTB Live	2,507,880	2,895,294	15.4%
OTB Whole Card	5,829,351	5,675,834	-2.6%
Total In-State	\$210,905,657	\$206,050,390	-2.3%
Out of State On	\$603,445,630	\$709,934,000	17.6%
Total Handle During Meets	\$814,351,287	\$915,984,390	12.5%
Purses			
Association Purses	\$29,518,865	\$29,595,885	0.3%
KTDF	2,690,113	2,725,125	1.3%
Horsemen's Fees	1,584,050	1,592,850	0.6%
Breeders' Cup	220,000	222,500	1.1%
Steeplechase	97,000	100,000	3.1%
Total Purses	\$34,110,028	\$34,236,360	0.4%
On Track Wager at Churchill Downs			
On Track Live	\$100,233,986	\$99,148,603	-1.1%
On Track Full Card Live	21,034,350	21,957,346	4.4%
Total Wager at Churchill Downs	\$121,268,336	\$121,105,949	-0.1%

Ellis Park			
	<u>2002</u>	<u>2003</u>	<u>Change</u>
Days Raced.....	41	41	-
Attendance.....	123,688	123,237	-0.4%
Pari-mutuel Handle			
On Track Live	\$10,400,647	\$9,780,749	-6.0%
On Track Whole Card	6,018,781	4,618,801	-23.3%
ITW Live	10,316,743	11,085,066	7.4%
ITW Whole Card	37,850,165	35,260,135	-6.8%
OTB Live	675,107	906,362	34.3%
OTB Whole Card	2,945,823	3,071,002	4.2%
Total In-State	\$68,207,266	\$64,722,115	-5.1%
Out of State On	\$93,496,314	\$124,702,168	33.4%
Total Handle During Meets	\$161,703,580	\$189,424,283	17.1%
Purses			
Association Purses	\$6,852,750	\$6,309,325	-7.9%
KTDF	1,030,348	1,317,150	27.8%
Horsemen's Fees	67,750	73,675	8.7%
Total Purses	\$7,950,848	\$7,700,150	-3.2%
On Track Wager at Ellis Park			
ITW Receiving	\$9,400,269	\$7,302,083	-22.3%
Whole Card Receiving	26,870,639	16,338,820	-39.2%
Total Wager at Ellis Park	\$36,270,908	\$23,640,903	-34.8%

Keeneland			
	<u>2002</u>	<u>2003</u>	<u>Change</u>
Days Raced.....	33	32	-3.0%
Attendance.....	439,341	444,560	1.2%
Pari-mutuel Handle			
On Track Live	\$40,267,071	\$40,212,197	-0.1%
On Track Whole Card	12,343,639	12,131,861	-1.7%
ITW Live	11,269,970	10,754,593	-4.6%
ITW Whole Card	28,369,152	24,031,809	-15.3%
OTB Live	915,211	936,923	2.4%
OTB Whole Card	2,720,395	2,460,299	-9.6%
Total In-State	\$95,885,438	\$90,527,682	-5.6%
Out of State On	\$178,197,850	\$189,576,965	6.4%
Total Handle During Meets	\$274,083,288	\$280,104,647	2.2%
Purses			
Association Purses	\$17,610,600	\$17,231,800	-2.2%
KTDF	1,222,478	1,072,133	-12.3%
Horsemen's Fees	798,306	871,774	9.2%
Breeders' Cup	240,000	209,000	-12.9%
Steeplechase	365,000	150,000	-58.9%
Total Purses	\$20,236,384	\$19,534,707	-3.5%
On Track Wager at Keeneland			
On Track Live	\$40,267,071	\$40,212,197	-0.1%
On Track Full Card Live	12,343,639	12,131,861	-1.7%
ITW Receiving	22,109,929	23,766,040	7.5%
Whole Card Receiving	63,510,070	60,572,006	-4.6%
Total Wager at Keeneland	\$138,230,709	\$136,682,104	-1.1%

Kentucky Downs

	<u>2002</u>	<u>2003</u>	<u>Change</u>
Days Raced.....	7	6	-14.3%
Attendance.....	68,982	62,871	-8.9%
Pari-mutuel Handle			
On Track Live	\$391,293	\$373,718	-4.5%
ITW Live	1,131,577	770,314	-31.9%
OTB Live	56,397	29,814	-47.1%
Total In-State	1,579,267	1,173,846	-25.7%
Out of State On	8,000,982	8,655,883	8.2%
Total Handle During Meets	\$9,580,249	\$9,829,729	2.6%
Purses			
Association Purses	\$1,789,450	\$1,165,800	-34.9%
Horsemen's Fees	97,800	68,600	-29.9%
Total Purses	\$1,887,250	\$1,234,400	-34.6%
On Track Wager at Kentucky Downs			
On-Track Live	\$391,293	\$373,718	-4.5%
ITW Receiving	5,991,994	5,873,744	-2.0%
Whole Card Receiving	25,068,969	24,015,170	-4.2%
Total Wager at Kentucky Downs	\$31,452,256	\$30,262,632	-3.8%

Player's Bluegrass Downs			
	<u>2002</u>	<u>2003</u>	<u>Change</u>
Days Raced.....	18	18	-
Attendance.....	8,990	6,375	-29.1%
Pari-mutuel Handle			
On Track Live	\$211,558	\$157,864	-25.4%
On Track Whole Card	92,491	118,884	28.5%
ITW Whole Card	690,874	576,712	-16.5%
Total Handle During Meets	\$994,923	\$853,460	-14.2%
Purses			
Association Purses	\$284,900	\$288,435	1.2%
KSDF	292,034	247,522	-15.2%
Horsemen's Fees	0	14,500	100.0%
Total Purses	\$576,934	\$550,457	-4.6%
On Track Wager at Bluegrass Downs			
On-Track Live	\$211,558	\$157,864	-25.4%
On Track Full Card	92,491	118,884	28.5%
ITW Receiving	49,710	43,943	-11.6%
Whole Card Receiving	690,874	576,712	-16.5%
Total Wager at Bluegrass Downs	\$1,044,633	\$897,403	-14.1%

The Red Mile, Inc.

	<u>2002</u>	<u>2003</u>	<u>Change</u>
Days Raced.....	48	49	2.1%
Attendance.....	79,312	42,256	-46.7%
Pari-mutuel Handle			
On Track Live	\$2,919,706	\$2,927,026	0.3%
On Track Whole Card	3,768,800	3,092,716	-17.9%
ITW Live	544,941	410,960	-24.6%
ITW Whole Card	715,847	287,026	-59.9%
OTB Live	50,791	53,269	4.9%
Total In-State	\$8,000,085	\$6,770,997	-15.4%
Out of State On	\$10,780,889	\$9,758,447	-9.5%
Total Handle During Meets	\$18,780,974	\$16,529,444	-12.0%
Purses			
Association Purses	\$1,671,354	\$1,727,279	3.3%
KSDF	722,160	933,996	29.3%
Horsemen's Fees	5,169,296	6,478,900	25.3%
Total Purses	\$7,562,810	\$9,140,175	20.9%
On Track Wager at			
Red Mile			
On Track Live	\$2,919,706	\$2,927,026	0.3%
On Track Full Card Live	3,768,800	3,085,890	-18.1%
Whole Card Receiving	10,699,878	9,845,488	-8.0%
Total Wager at Red Mile	\$17,388,384	\$15,858,404	-8.8%

Thunder Ridge

	<u>2002</u>	<u>2003</u>	<u>Change</u>
Days Raced.....	25	26	4.0%
Attendance.....	1,220	2,874	135.6%
Pari-mutuel Handle			
On Track Live	\$59,187	\$33,006	-44.2%
On Track Whole Card	9,270,827	9,150,130	-1.3%
ITW Live	433,629	311,382	-28.2%
ITW Whole Card	1,594,756	1,583,366	-0.7%
Total Handle During Meets	\$11,358,399	\$11,077,884	-2.5%
Purses			
Association Purses	\$477,850	\$435,800	-8.8%

Turfway Park

	<u>2002</u>	<u>2003</u>	<u>Change</u>
Days Raced.....	105	94	-10.5%
Attendance.....	195,761	189,114	-3.4%
Pari-mutuel Handle			
On Track Live	\$14,860,100	\$13,242,951	-10.9%
On Track Whole Card	25,750,494	23,490,348	-8.8%
ITW Live	23,438,965	19,257,967	-17.8%
ITW Whole Card	104,983,415	94,406,754	-10.1%
OTB Live	1,845,750	1,624,819	-12.0%
OTB Whole Card	8,633,465	8,068,165	-6.5%
Total In-State	179,512,189	160,091,004	-10.8%
Out of State On	191,546,808	191,262,327	-0.1%
Total Handle During Meets	\$371,058,997	\$351,353,331	-5.3%
Purses			
Association Purses	\$13,357,875	\$12,879,150	-3.6%
KTDF	3,082,700	2,647,445	-14.1%
Horsemen's Fees	244,825	278,725	13.8%
Breeders' Cup	144,900	142,400	-1.7%
Total Purses	\$16,830,300	\$15,947,720	-5.2%
On Track Wager at Turfway Park			
On Track Live	\$14,860,100	\$13,242,951	-10.9%
On Track Full Card Live	25,750,494	23,490,348	-8.8%
ITW Receiving	8,974,737	8,761,217	-2.4%
Whole Card Receiving	26,290,849	22,718,623	-13.6%
Total Wager at Turfway Park	\$75,876,180	\$68,213,139	-10.1%

Thoroughbred Totals

	<u>2002</u>	<u>2003</u>	<u>Change</u>
Days Raced.....	268	252	-6.0%
Attendance.....	2,146,348	2,037,583	-5.1%
Pari-mutuel Handle			
On Track Live	\$166,153,097	\$162,758,218	-2.0%
On Track Whole Card	65,147,264	62,198,356	-4.5%
ITW Live	73,764,661	70,841,408	-4.0%
ITW Whole Card	224,895,416	204,424,034	-9.1%
OTB Live	6,051,136	6,393,212	5.7%
OTB Whole Card	20,129,034	19,275,300	-4.2%
Total In-State	556,140,608	525,890,528	-5.4%
Out of State On	1,074,687,584	1,224,131,343	13.9%
Total Handle During Meets	\$1,630,828,192	\$1,750,021,871	7.3%
Purses			
Association Purses	\$69,129,540	\$67,181,960	-2.8%
KTDF	8,025,639	7,761,853	-3.3%
Horsemen's Fees	2,792,731	2,885,624	3.3%
Breeders' Cup	604,900	573,900	-5.1%
Steeplechase	462,000	250,000	-45.9%
Total Purses	\$81,014,810	\$78,653,337	-2.9%
On Track Wager at Thoroughbred Racetracks			
On Track Live	\$155,752,450	\$152,977,469	-1.8%
On Track Full Card Live	59,128,483	57,579,555	-2.6%
ITW Receiving	71,053,634	68,008,592	-4.3%
Whole Card Receiving	211,552,831	188,717,550	-10.8%
Total Thoroughbred in KY	\$497,487,398	\$467,283,166	-6.1%

Standardbred Totals

	<u>2002</u>	<u>2003</u>	<u>Change</u>
Days Raced.....	91	93	2.2%
Attendance.....	89,522	51,505	-42.5%
Pari-mutuel Handle			
On Track Live	\$3,190,466	\$3,117,958	-2.3%
On Track Whole Card	18,728,582	16,345,971	-12.7%
ITW Live	1,258,493	905,233	-28.1%
ITW Whole Card	3,934,984	3,325,491	-15.5%
OTB Live	6,051,136	6,446,481	6.5%
Total In-State	\$33,163,661	\$30,141,134	-9.1%
Out of State On	\$10,780,889	\$9,758,447	-9.5%
Total Handle During Meets	\$43,944,550	\$39,899,581	-9.2%
Purses			
Association Purses	\$2,434,104	\$2,451,514	0.7%
KSDF	1,014,194	1,181,518	16.5%
Horsemen's Fees	5,169,296	6,493,400	25.6%
Breeders' Cup	604,900	573,900	-5.1%
Total Purses	\$9,222,494	\$10,700,332	16.0%
On Track Wager at Standardbred Racetracks			
On Track Live	\$3,131,264	\$3,084,890	-1.5%
On Track Full Card Live	3,861,291	3,204,774	-17.0%
ITW Receiving	49,710	43,943	-11.6%
Whole Card Receiving	11,390,752	10,422,200	-8.5%
Total Standardbred in KY	\$18,433,017	\$16,755,807	-9.1%

State Totals

	<u>2002</u>	<u>2003</u>	<u>Change</u>
Days Raced.....	359	345	-3.9%
Attendance.....	2,146,348	2,089,088	-2.7%
Pari-mutuel Handle			
On Track Live	\$169,343,563	\$165,876,176	-2.0%
On Track Whole Card	83,875,846	78,544,327	-6.4%
ITW Live	75,023,154	71,746,641	-4.4%
ITW Whole Card	228,830,400	204,424,034	-10.7%
OTB Live	6,051,136	6,446,481	6.5%
OTB Whole Card	20,129,034	19,275,300	-4.2%
Total In-State	583,253,133	546,312,959	-6.3%
Out of State On	1,085,468,473	1,233,889,790	13.7%
Total Handle During Meets	\$1,668,721,606	\$1,780,202,749	6.7%
Purses			
Association Purses	\$71,563,644	\$69,633,474	-2.7%
KTDF	8,025,639	7,761,853	-3.3%
KSDF	1,014,194	1,181,518	16.5%
Horsemen's Fees	7,962,027	9,379,024	17.8%
Breeders' Cup	604,900	573,900	-5.1%
Steeplechase	462,000	250,000	-45.9%
Total Purses	\$89,632,404	\$88,779,769	-1.0%
On Track Wager at Kentucky State Racetracks			
On Track Live	\$158,883,714	\$156,062,359	-1.8%
On Track Full Card Live	62,989,774	60,784,329	-3.5%
ITW Receiving	71,103,344	68,052,535	-4.3%
Whole Card Receiving	222,943,583	199,139,750	-10.7%
Total Wager in KY	\$515,920,415	\$484,038,973	-6.2%

Kentucky Horse Racing Authority Thoroughbred Unclaimed Pari-Mutuel Tickets

Tracks	2000	2001	2002	2003
Thoroughbred				
Churchill	\$ 1,297,683	\$ 1,245,385	\$ 1,319,393	\$ 1,206,056
Keeneland	\$ 659,544	\$ 740,274	\$ 723,157	\$ 707,827
Ellis	\$ 217,529	\$ 246,823	\$ 263,368	\$ 239,845
KY Downs	\$ 201,926	\$ 178,975	\$ 158,403	\$ 146,764
Turfway	\$ 382,484	\$ 337,630	\$ 310,509	\$ 308,263
KY OTB	\$ 97,679	\$ 108,949	\$ 99,752	\$ 98,123
Subtotal	\$ 2,856,846	\$ 2,858,037	\$ 2,874,581	\$ 2,706,877
Adverstising				
Churchill	\$ 545	\$ 543	\$ 299	\$ 376
Keeneland	\$ 120	\$ 415	\$ 393	\$ 325
Ellis	\$ 53	\$ 58	\$ 60	\$ 139
KY Downs	\$ 145	\$ 161	\$ -	\$ -
Turfway	\$ 51	\$ 51	\$ 58	\$ 56
KY OTB	\$ 270	\$ 146	\$ 306	\$ 129
Subtotal	\$ 1,184	\$ 1,373	\$ 1,117	\$ 1,026
Total Expenditures	\$ 1,184	\$ 1,373	\$ 1,117	\$ 1,026
Payable to Health & Welfare	\$ 2,855,662	\$ 2,856,664	\$ 2,873,464	\$ 2,705,852

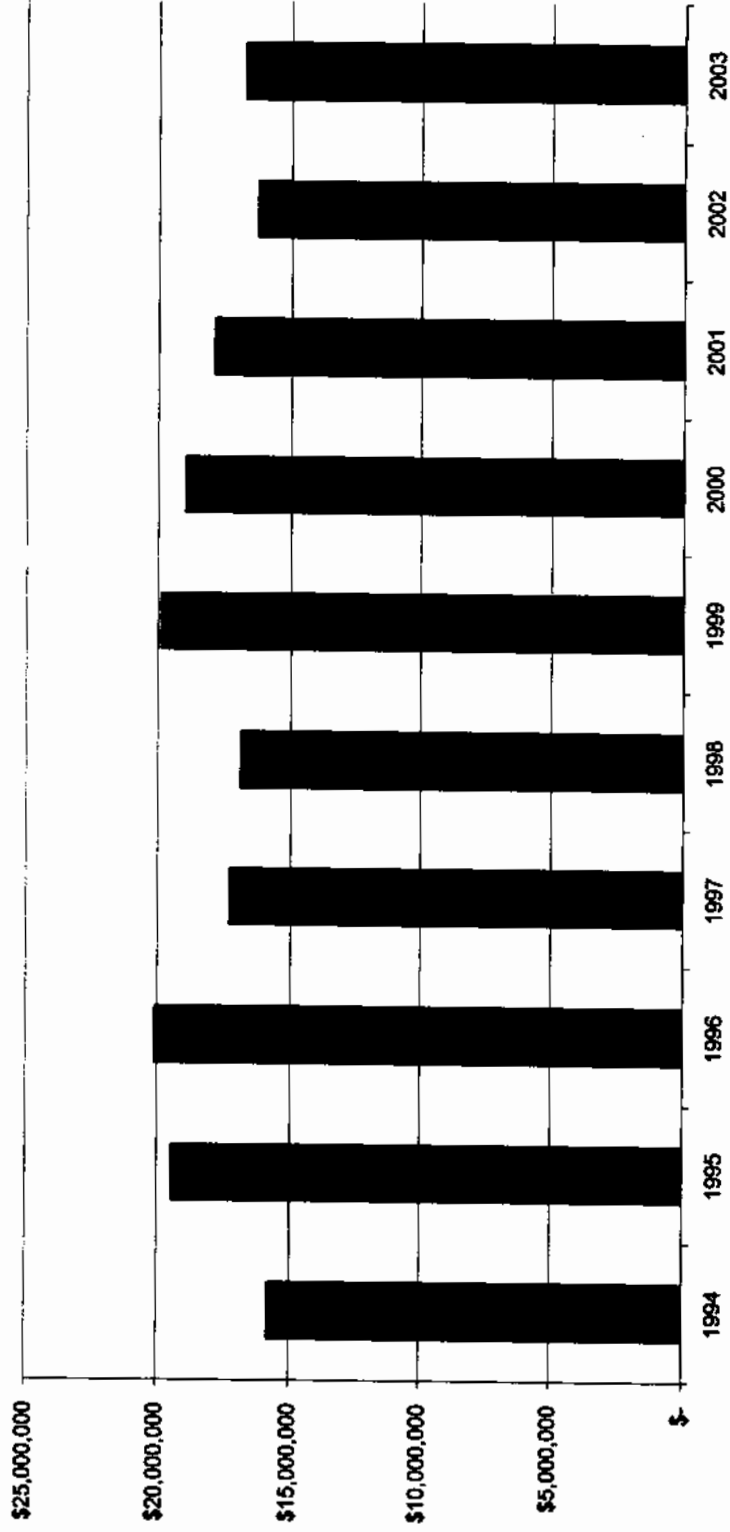
**Kentucky Horse Racing Authority
Standardbred Unclaimed Pari-Mutuel Tickets**

Tracks	2000	2001	2002	2003
Harness				
Bluegrass Downs	\$ 49,118	\$ 47,773	\$ 38,258	\$ 46,994
Red Mile	\$ 146,353	\$ 39,612	\$ 53,719	\$ 43,372
Thunder Ridge	\$ 49,455	-	\$ 14,805	\$ 19,639
U-Bet	N/A	\$ 29,885	\$ 6,360	\$ 19,430
Subtotal	\$ 244,926	\$ 117,270	\$ 113,143	\$ 129,434
Advertising				
Bluegrass Downs	\$ 66	-	-	\$ 73
Red Mile	\$ 120	\$ 431	\$ 393	\$ 314
Thunder Ridge	\$ 52	-	\$ 50	\$ 138
Ubet	-	\$ 60	-	
Subtotal	\$ 238	\$ 431	\$ 443	\$ 524
Payable to Ky Colt Racing Assn.	\$ 244,687	\$ 116,839	\$ 112,700	\$ 128,910

**Kentucky Horse Racing Authority
Equine Tax Receipts
Fiscal Years 1994 - 2003**

Fiscal Year	Equine Drug Research	Higher Education Equine Fund	Kentucky Equine Industry	Pari-Mutuel	Race Track Admission	Race Track License	Standardbred Development Fund	Thoroughbred Development Fund	Total Taxes Receipts
1994	\$ 253,503	\$ 486,919	\$ 623,178	\$ 6,134,317	\$ 240,368	\$ 1,440,452	\$ 135,528	\$ 6,481,546	\$ 15,795,811
1995	\$ 618,600	\$ 625,882	\$ 694,710	\$ 7,256,986	\$ 292,791	\$ 470,525	\$ 218,459	\$ 9,244,141	\$ 19,422,094
1996	\$ 654,948	\$ 654,447	\$ 657,747	\$ 7,148,951	\$ 257,804	\$ 410,150	\$ 309,967	\$ 9,973,661	\$ 20,067,675
1997	\$ 219,692	\$ 592,759	\$ 557,985	\$ 5,911,958	\$ 207,489	\$ 438,529	\$ 289,453	\$ 9,049,917	\$ 17,267,782
1998	\$ 200,835	\$ 621,164	\$ 613,802	\$ 4,845,922	\$ 211,759	\$ 404,750	\$ 348,783	\$ 9,606,114	\$ 16,853,129
1999	\$ 608,812	\$ 633,719	\$ 620,212	\$ 7,179,163	\$ 241,307	\$ 395,525	\$ 420,943	\$ 9,751,440	\$ 19,851,121
2000	\$ 606,969	\$ 606,972	\$ 575,063	\$ 6,645,098	\$ 220,824	\$ 405,500	\$ 334,088	\$ 9,552,846	\$ 18,947,360
2001	\$ 588,725	\$ 588,634	\$ 580,040	\$ 6,182,083	\$ 216,615	\$ 320,800	\$ 418,428	\$ 8,979,096	\$ 17,874,421
2002	\$ 565,642	\$ 564,824	\$ 545,697	\$ 5,179,952	\$ 260,232	\$ 37,423	\$ 440,593	\$ 8,650,050	\$ 16,244,413
2003	\$ 588,015	\$ 535,896	\$ 517,373	\$ 5,953,247	\$ 193,114	\$ 322,825	\$ 427,135	\$ 8,167,603	\$ 16,705,208

Total Equine Tax Receipts by Fiscal Year



KY Horse Racing Authority							
Receipts and Expenditures by Fund							
Fiscal Years 2000-2003							
Funds	2000		2001		2002		2003
	Receipts	Expenditures	Receipts	Expenditures	Receipts	Expenditures	Expenditures
Equine Drug Research Fund	\$ 609,900	\$ 941,300	\$ 588,700	\$ 580,200	\$ 565,900	\$ 360,300	\$ 270,800
Thoroughbred Development Fund	\$9,610,800	\$ 10,263,900	\$9,021,500	\$ 9,239,700	\$ 8,650,000	\$ 8,633,000	\$ 7,221,800
Standardbred Development Fund	\$ 492,600	\$ 534,300	\$ 553,700	\$ 789,500	\$ 581,100	\$ 12,840	\$ 733,900
County Fair Purse Fund	\$ 321,000	\$ 229,300	\$ 335,400	\$ 363,500	\$ 148,700	\$ 152,900	\$ 102,200
Thoroughbred Owners & Breeders	\$ 731,900	\$ 451,900	\$ 286,900	\$ 570,300	\$ 276,500	\$ 266,400	\$ 254,800
Backside Improvement Commission	\$ 580,900	\$ 268,300	\$ 349,800	\$ 264,400	\$ 278,800	\$ 341,800	\$ 366,900
Health & Welfare Fund	\$2,464,300	\$ 2,462,400	\$3,114,900	\$ 3,128,100	\$ 2,858,000	\$ 2,857,800	\$ 2,900,000

2002 LICENSING ANNUAL REPORT

THOROUGHBRED STANDARDBRED

TYPE	LICENSES	FEE	TYPE	LICENSES	FEE
Owner	6025	\$ 451,270	Trainer	61	\$ 6,100
Trainer	679	\$ 51,065	Owner/Trainer	101	\$ 9,890
Asst. Trainer	297	\$ 24,695	Driver	59	\$ 5,900
Owner/Trainer	904	\$ 79,030	Owner	965	\$ 84,125
Claiming	27	\$ 2,570	Owner/Driver	16	\$ 1,600
Jockey	197	\$ 16,580	Driver/Trainer	115	\$ 11,305
Jockey Appr.	21	\$ 1,025	Own/Tr/Driver	285	\$ 28,260
Jockey Agent	54	\$ 4,440	Amateur Dr.	3	\$ 300
Veterinarian	116	\$ 9,520	Veterinarian	17	\$ 1,570
Vet. Asst.	34	\$ 1,550	Vet. Asst.	6	\$ 300
Dental Tech.	15	\$ 735	Vendor	2	\$ 100
Vendor	90	\$ 4,275	Vendor Emp	9	\$ 225
Vendor Emp.	398	\$ 7,615	Blacksmith	9	\$ 900
Blacksmith	79	\$ 6,860	Stable Emp.	582	\$ 2,910
Farm Mgr/Agent	23	\$ 1,135	Assoc. Emp.	63	\$ 775
Stable Emp.	3345	\$ 30,780	Mutuel	76	\$ 950

THOROUGHBRED

TYPE	LICENSES	FEE
Owner	5,503	\$ 550,300
Trainer	427	\$ 42,700
Asst. Trainer	283	\$ 28,300
Owner/Trainer	1,070	\$ 107,000
Claiming	15	\$ 1,500
Jockey	200	\$ 20,000
Jockey Appr.	19	\$ 1,425
Jockey Agent	56	\$ 5,600
Veterinarian	112	\$ 11,200
Vet. Asst.	31	\$ 1,550
Dental Tech.	19	\$ 950
Vendor	86	\$ 4,300
Vendor Emp.	377	\$ 9,425
Blacksmith	70	\$ 7,000
Farm Mgr/Agent	24	\$ 1,200
Stable Emp.	3,320	\$ 33,200
Assoc. Emp.	630	\$ 15,750
Mutuel	844	\$ 42,200
Occupational	232	\$ 5,600
Racing Official	94	\$ 9,400
Steeple. Jockey	10	\$ 1,000
Temp. Owner	555	\$ 55,500
Auth. Agent	88	\$ 2,200
Spec. Mutuel	5	\$ 50
2000 Rep. Temps	1	\$ 35
2001 Rep. Temps	3	\$ 105
2002 Rep. Temps	11	\$ 1,100

VENDOR ACCTS

Churchill	158	\$ 4,700
Keeneland	687	\$ 20,175
Levy's Rest.	627	\$ 15,675
Marque Village	28	\$ 725
CD Spec Mutuel	960	\$ 9,600
Thor. Train Cntr	31	\$ 910
Turf Catering	511	\$ 12,775
Turfway Park	20	\$ 500
United Tote	53	\$ 1,325
TOTALS	17,160	\$ 1,025,175

STANDARD BREED

TYPE	LICENSES	FEE
Trainer	56	\$ 5,600
Owner/Trainer	104	\$ 10,400
Driver	61	\$ 6,100
Owner	974	\$ 97,400
Owner/Driver	13	\$ 1,300
Driver/Trainer	92	\$ 9,200
Own/Tr/Driver	287	\$ 28,700
Amateur Dr.	0	\$ -
Veterinarian	19	\$ 1,900
Vet. Asst.	7	\$ 350
Vendor	2	\$ 100
Vendor Emp	10	\$ 250
Blacksmith	9	\$ 900
Stable Emp.	620	\$ 3,100
Assoc. Emp.	49	\$ 1,225
Mutuel	22	\$ 1,100
Occupational	5	\$ 125
Racing Official	13	\$ 1,300
Dental Tech	3	\$ 150
Temp. Ownr.	79	\$ 7,900
2001 Rep Temps	2	\$ 70
2002 Rep Temps	4	\$ 400

VENDOR ACCTS

Red Mile	118	\$ 4,450
TOTALS	2,549	\$ 182,020