

**KENTUCKY HORSE RACING COMMISSION
OCTOBER 31, 2022
SPECIAL MEETING AGENDA**

Location: **Rolex Tower at Kentucky Horse Park** **Time: 10:00am**
 3651 Nina Bonnie Blvd.
 Lexington, KY 40511
 Via Zoom

I. Call to Order and Roll Call

II. New Business

1. KHRC Meeting Minutes of August 16, 2022 and September 20, 2022
2. Ratification of Interim Executive Director Jamie Eads' Approval of KTDF Purse Structure – Churchill Downs' 2022 Fall Meet
3. KTDF Purse Structure – Turfway Park 2022 Holiday Meet & 2023 Winter/Spring Meet
4. Backside Improvement Fund – Churchill Downs Racetrack
5. Request for an Exemption from the Prohibition of the Use of Furosemide (Lasix) in Covered Horse Races Other than Two-Year-Old Covered Horses and Stakes Races
6. Funding of a study “Tackling Emerging Threats to the Kentucky Racing Industry by Development of an Equine Gene Doping Program” By Dr. Scott Stanley and Dr. Cecily Wood, PhD.
7. Funding of a study entitled “Identifying Racehorses in Danger of Catastrophic Injury Through Analysis of Motion Sensor Data Collected During Training and Racing” by Dr. Warwick Bayly and Dr. David Lambert
8. Ratification of Interim Executive Director Jamie Eads' Approval of Kentucky Downs' Amendment to Section R of their 2022 Renewal Application
9. Change of Control for ECL Corbin, LLC
10. Change of Control for Revolutionary Racing Kentucky, LLC
11. Licenses to Conduct Live Horse Racing, Simulcasting, Pari-Mutuel Wagering and Conditions Thereon for 2023

- 12.** The Kentucky Sire Stakes, Commonwealth, Goldenrod and Mini-Series 2023
- 13.** The Kentucky Proud Series
- 14.** Ratification of Interim Executive Director Jamie Eads' Approval of ECL Corbin's 2022 Race Meet Officials
- 15.** Turfway Park's 2022 Holiday Meet & 2023 Winter/Spring Meet Race Officials and Date Preference System
- 16.** Reports
 - a. Thoroughbred Rulings
 - b. Standardbred Rulings
 - c. Veterinary Division
 - d. Pari-Mutuel Wagering Division

III. Executive Session

During the meeting on October 31, 2022, the Commission will go into closed session pursuant to KRS 61.810(1) (c) to discuss pending litigation (CONFIDENTIAL)

IV. Other Business

V. Adjournment

KENTUCKY HORSE RACING COMMISSION
MINUTES OF THE MEETING

Date: August 16, 2022 at 1:30 PM

Place: Via video conference from the American Saddlebred Museum, 4083 Iron Works Parkway Lexington, Kentucky

Members Present: Chairman Jonathan Rabinowitz; Vice-Chairman Frank Jones, Jr.; Commissioner Tiffany Daniels, D.C.; Commissioner Michael F. Dudgeon; Commissioner James D. Gates, Jr.; Commissioner Lesley Howard; Commissioner William L.S. Landes; Commissioner William H. May; Commissioner Charles O'Connor; Commissioner Catherine Parke; and Commissioner C. Frank Shoop

Ex-officio Members Present: Secretary Ray Perry, Public Protection Cabinet; Secretary Mike Berry, Tourism, Arts & Heritage Cabinet; Angelica Vega on behalf of Secretary, Jeff Noel, Cabinet for Economic Development

KHRC Staff Participating/Present: Jamie Eads, Interim Executive Director; Jennifer Wolsing, General Counsel; Shan Dutta, Deputy General Counsel; Drew Conners, Incentives and Development Director; Waqas Ahmed, Director, Pari-Mutuel Wagering and Compliance; Barbara Borden, Chief State Steward; Bruce Howard, DVM, Equine Medical Director; Nick Smith, DVM, Chief Racing Veterinarian; Joanna Ricci, Executive Administrative Secretary

<i>AGENDA ITEM</i>	<i>TRANSCRIPT PAGE NUMBER(S)</i>	<i>DISCUSSION / CONCLUSIONS / RECOMMENDATIONS</i>	<i>ACTION TAKEN</i>
I. Call to Order and Roll Call	4 – 5	Chairman Rabinowitz called the meeting of the Kentucky Horse Racing Commission (KHRC) to order and performed the roll call. A quorum was recognized.	No action taken.

<i>AGENDA ITEM</i>	<i>TRANSCRIPT PAGE NUMBER(S)</i>	<i>DISCUSSION / CONCLUSIONS / RECOMMENDATIONS</i>	<i>ACTION TAKEN</i>
<p>II. New Business Tab 1 Meeting Minutes from June 21, 2022 and July 26, 2022</p>	<p>5 – 19 5 – 7</p>	<p>Chairman Rabinowitz requested a motion from the Commission to address the request submitted by the KHRC staff to approve the proposed minutes of the KHRC meeting of June 21, 2022 and KHRC special meeting of July 26, 2022. Motion by Commissioner Gates. Second by Commissioner Shoop.</p> <p>Commissioner Landes requested clarification on page 6 of the June 21st Revolutionary Racing Presentation. The proposed change was to refer to Mr. Worley, as Mr. Preston Worley. This was to avoid confusion with Commissioner Ed Worley.</p> <p>Ms. Eads presented the proposed minutes, as outlined in the meeting materials and with the addition from Commissioner Landes.</p> <p>Chairman Rabinowitz inquired if there were any other changes or suggestions.</p> <p>Secretary Berry commented that under ex-officio members present, that the representative for Tourism, Arts & Heritage was B.R. Masters.</p> <p>Approval of the proposed minutes was recommended by KHRC staff.</p>	<p>Chairman Rabinowitz called for a vote to approve the proposed minutes of the June 21, 2022 and July 26, 2022 KHRC special meeting as presented. Motion carried with no objections or abstentions.</p>
<p>Tab 2 Kentucky Downs LLC's Request to Transfer \$1 Million of KTDF to Keeneland's 2022 Fall Meet</p>	<p>7 – 9</p>	<p>Chairman Rabinowitz requested a motion from the Commission to address the recommendation of the Kentucky Thoroughbred Development Fund (KTDF) Advisory Committee to approve Kentucky Downs LLC's request to transfer \$1 million of KTDF funds to Keeneland Association, Inc.'s 2022 fall race meet circuit as set forth in the meeting materials. Motion by Commissioner Shoop. Second by Commissioner O'Connor.</p>	<p>Chairman Rabinowitz called for a vote to approve Kentucky Downs LLC's to transfer \$1 million of KTDF funds to Keeneland Association, Inc.'s 2022 fall race meet and to further enhance</p>

<i>AGENDA ITEM</i>	<i>TRANSCRIPT PAGE NUMBER(S)</i>	<i>DISCUSSION / CONCLUSIONS / RECOMMENDATIONS</i>	<i>ACTION TAKEN</i>
		<p>Mr. Conners presented Kentucky Downs LLC’s request dated July 20, 2022, as outlined in the meeting materials. The request was supported by the KyHBPA and the KTA-KTOB.</p> <p>Approval was recommended by KHRC Staff and KTDF Advisory Committee.</p>	<p>the overall Kentucky racing circuit. Motion carried with no objections or abstentions.</p>
<p>Tab 3 Kentucky Downs LLC’s 2022 Amended KTDF Purse Allotment Request</p>	<p>9 – 12</p>	<p>Chairman Rabinowitz requested a motion from the Commission to address the recommendation of the Kentucky Thoroughbred Development Fund (KTDF) Advisory Committee to approve Kentucky Downs LLC’s amended KTDF purse allotment request as set forth in the meeting materials. Motion by Commissioner O’Connor. Second by Commissioner Parke and Commissioner Landes.</p> <p>Mr. Conners presented Kentucky Downs LLC’s request dated July 29, 2022, to amend their initial KTDF Purse Allotment Request to include additional KTDF funding on two of their stake’s races and their two claiming races for their upcoming September meet. Mr. Conners made note of an error in the second paragraph of the memo. The materials should have read the following; Kentucky Downs was proposing to raise their claiming races from \$50,000 to \$70,000 with an additional 10 percent or \$7,000 in KTDF offered for those races. In addition, they requested to increase their KTDF purse on 2 of their stake’s races, the Franklin-Simpson and the Mint Ladies Sprint on September 10, from \$300,000 to \$450,000 of KTDF, if a Grade 1 or Group 1 stakes winner starts in those races.</p> <p>The request was supported by the KyHBPA and the KTA-KTOB.</p> <p>Approval was recommended by KHRC Staff and KTDF Advisory Committee.</p>	<p>Chairman Rabinowitz called for a vote to approve the recommendation of the KTDF Advisory Committee to approve Kentucky Downs LLC’s amended KTDF purse allotment request. Motion carried with no objections or abstentions.</p>

<i>AGENDA ITEM</i>	<i>TRANSCRIPT PAGE NUMBER(S)</i>	<i>DISCUSSION / CONCLUSIONS / RECOMMENDATIONS</i>	<i>ACTION TAKEN</i>
<p>Tab 4 Churchill Downs Racetrack LLC’s 2022 September Meet Purse Allotment Request</p>	<p>12 – 14</p>	<p>Chairman Rabinowitz requested a motion from the Commission to address the recommendation of the Kentucky Thoroughbred Development Fund (KTDF) Advisory Committee to approve Churchill Downs Racetrack LLC’s 2022 September Meet KTDF purse allotment request as set forth in the meeting materials. Motion by Commissioner Shoop. Second by Commissioner O’Connor.</p> <p>Mr. Connors presented Churchill Downs Racetrack LLC’s request dated July 29, 2022, proposed KTDF purses in the range of \$2.8 million - \$3.8 million for their September Meet. Projections were based on their current KTDF balance of \$3.2 million at the end of July 2022, with an additional earning projection of \$2.4 million by the end of September with HHR wagering at Derby City Gaming LLC being the primary driver. Churchill Downs will pay out KTDF purses through last place to KTDF eligible horses.</p> <p>The request was supported by the KyHBPA and the KTA-KTOB.</p> <p>Approval was recommended by KHRC Staff and KTDF Advisory Committee.</p>	<p>Chairman Rabinowitz called for a vote to approve the recommendation of the KTDF Advisory Committee to approve Churchill Downs Racetrack LLC’s 2022 September Meet KTDF purse allotment request. Motion carried with no objections or abstentions.</p>
<p>Tab 5 Keeneland Association, Inc.’s 2022 Fall Meet Purse Allotment Request</p>	<p>14 – 16</p>	<p>Chairman Rabinowitz requested a motion from the Commission to address the recommendation of the Kentucky Thoroughbred Development Fund (KTDF) Advisory Committee to approve Keeneland Association, Inc.’s 2022 Fall Meet KTDF purse allotment request as set forth in the meeting materials. Motion by Commissioner O’Connor. Second by Commissioner Dudgeon.</p> <p>Mr. Connors presented Keeneland Association Inc.’s initial request dated July 29, 2022, proposed KTDF purses for \$4,962,200. After the</p>	<p>Chairman Rabinowitz called for a vote to approve the recommendation of the KTDF Advisory Committee to approve Keeneland Association, Inc.’s 2022 Fall Meet KTDF purse allotment</p>

<i>AGENDA ITEM</i>	<i>TRANSCRIPT PAGE NUMBER(S)</i>	<i>DISCUSSION / CONCLUSIONS / RECOMMENDATIONS</i>	<i>ACTION TAKEN</i>
		<p>KTDF meeting it was advised that Keeneland Association, Inc. incorporated additional funding to up to eight Breeders' Cup undercard races. An amendment was submitted by Keeneland Association, Inc. on August 5, 2022, increasing their proposed KTDF purses by \$260,000 for a total of \$5,222,200 in KTDF purses. Projections are based on daily earnings of \$13,833 per day, their current KTDF earned balance of \$1.2 million, KRM/OG earnings of \$2.6 million and \$1 million transferred from Kentucky Downs. Keeneland will pay out KTDF purses through last place to eligible KTDF horses.</p> <p>The request was supported by the KyHBPA and the KTA-KTOB.</p> <p>Approval was recommended by KHRC Staff and KTDF Advisory Committee.</p>	<p>request. Motion carried with no objections or abstentions.</p>
<p>Tab 6 Churchill Downs Racetrack LLC's Proposed 2022 September and Fall Race Meet Officials and Date Preference System</p>	<p>16 – 18</p>	<p>Chairman Rabinowitz requested a motion from the Commission to address the request submitted by Churchill Downs Racetrack LLC to approve the proposed 2022 September and Fall Race Meet officials and date preference system. Motion by Commissioner Dudgeon. Second by Commissioner Daniels.</p> <p>Ms. Borden presented the request by Churchill Downs Racetrack LLC dated July 20, 2022, as outlined in the meeting materials. All officials have been accredited by ROAP (Racing Officials Accreditation Program) and all officials will be licensed by the beginning of the meet.</p> <p>Approval was recommended by KHRC staff.</p>	<p>Chairman Rabinowitz called for a vote to approve Churchill Downs Racetrack LLC's proposed 2022 September and Fall Race Meet officials and date preference system. Motion carried with no objections or abstentions.</p>

<i>AGENDA ITEM</i>	<i>TRANSCRIPT PAGE NUMBER(S)</i>	<i>DISCUSSION / CONCLUSIONS / RECOMMENDATIONS</i>	<i>ACTION TAKEN</i>
<p>Tab 7 Keeneland Association Inc.'s Proposed 2022 Fall Race Meet Officials and Date Preference System</p>	<p>18 – 19</p>	<p>Chairman Rabinowitz requested a motion from the Commission to address the request submitted by Keeneland Association Inc. to approve the proposed 2022 Fall Race Meet officials and date preference system. Motion by Commissioner Dudgeon. Second by Commissioner Daniels.</p> <p>Ms. Borden presented the request by Keeneland Association Inc. dated July 25, 2022, as outlined in the meeting materials. All officials have been accredited by ROAP (Racing Officials Accreditation Program) and all officials will be licensed by the beginning of the meet.</p> <p>Approval was recommended by KHRC staff.</p>	<p>Chairman Rabinowitz called for a vote to approve Keeneland Association Inc.'s proposed 2022 Fall Race Meet officials and date preference system. Motion carried with no objections or abstentions.</p>
<p>Tab 8 Reports a. Thoroughbred Rulings b. Standardbred Ruling Report</p>	<p>19 – 26 19 – 20 20 – 21</p>	<p>a. Ms. Borden presented the thoroughbred rulings reports as outlined in the meeting materials.</p> <p>b. Ms. Eads presented the standardbred rulings report as outlined in the meeting materials.</p> <p>Updates were made to the Standardbred Ruling Report. On page 25, ruling J2022-008 was paid earlier that day, August 16, 2022. Additionally, ruling J2022-012 was still unpaid. The judges had trouble contacting him. The judges got in contact and have required him to pay no later than Monday, August 22, 2022.</p> <p>Ms. Eads addressed an inquiry made by Commissioner Landes.</p>	<p>No action taken. Informational items only.</p>

AGENDA ITEM	TRANSCRIPT PAGE NUMBER(S)	DISCUSSION / CONCLUSIONS / RECOMMENDATIONS	ACTION TAKEN
<p>c. Veterinary Division Report</p> <p>d. Pari-Mutuel Wagering Division Report</p> <p>e. Litigation <i>(Informational only)</i></p>	<p>21 – 23</p> <p>23 - 26</p>	<p>c. Dr. Smith presented the veterinary report for Churchill Downs’ Spring Meet as outlined in the meeting materials.</p> <p>Dr. Smith addressed an inquiry made by Commissioner O’Connor</p> <p>Dr. Howard presented the fatalities report 2007 to present as outlined in the meeting materials.</p> <p>d. Mr. Ahmed presented the pari-mutuel wagering division reports as outlined in the meeting materials.</p> <p>e. Litigation and Regulation report is for informational purposes only.</p>	
<p>III. Executive Session</p> <p>During the meeting on August 16, 2022, the Commission will go into closed session pursuant to KRS 61.810(1)(c) to discuss pending litigation (CONFIDENTIAL)</p>	<p>26 – 28</p> <p>27 – 28</p>	<p>Chairman Rabinowitz requested a motion from the Commission to convene in closed session to discuss proposed or pending litigation against or on behalf of the agency, as permitted by KRS Chapter 61.810(1)(c). Motion by Commissioner Landes. Second by Commissioner O’Connor.</p> <p style="text-align: center;"><u>EXECUTIVE SESSION</u></p> <p>Chairman Rabinowitz requested a motion from the Commission to reconvene in open session. Motion by Commissioner Shoop. Second by Commissioner O’Connor.</p> <p style="text-align: center;"><u>RECONVENED TO OPEN SESSION</u></p>	<p>Chairman Rabinowitz called for a vote for the Commission to convene in closed session. Motion carried with no objections or abstentions.</p> <p>Chairman Rabinowitz called for a vote for the Commission to reconvene in open session. Motion carried with no objections or abstentions.</p>

<i>AGENDA ITEM</i>	<i>TRANSCRIPT PAGE NUMBER(S)</i>	<i>DISCUSSION / CONCLUSIONS / RECOMMENDATIONS</i>	<i>ACTION TAKEN</i>
IV. Other Business	28 – 29	Chairman Rabinowitz requested a motion from the Commission to address the proposed settlement agreement in the following circuit court action Lee Rossi versus KHRC, Franklin Circuit Court, Civil Action No. 21-CI-876. Motion by Commissioner Landes. Second by Commissioner O’Connor.	Chairman Rabinowitz called for a vote to approve the proposed settlement agreement in Lee Rossi versus KHRC, Franklin Circuit Court, Civil Action No. 21-CI-876. Motion carried with no objections or abstentions.
	29 – 30	Prior to adjournment, Mr. Ahmed addressed an inquiry from Commissioner Landes. Commissioner Landes proceeded to express thanks to KHRC staff for their hard work.	
V. Adjournment	30	With no other business, Chairman Rabinowitz requested a motion to adjourn the August 16, 2022 meeting. Motion by Commissioner O’Connor. Second by Commissioner Daniels. Meeting adjourned.	Chairman Rabinowitz called for a vote to adjourn. Motion carried with no objections or abstentions.

NOTE: The meeting materials and any amendments and/or supplements thereto, subject to any applicable exemptions, and the official Transcript are incorporated by reference as if set forth fully herein.

KENTUCKY HORSE RACING COMMISSION
MINUTES OF THE SPECIAL COMMISSION MEETING

Date: September 20, 2022 at 10:00 AM

Place: Via video conference from the American Saddlebred Museum, 4083 Iron Works Parkway Lexington, Kentucky

Members Present: Chairman Jonathan Rabinowitz; Vice-Chairman Frank Jones, Jr.; Commissioner Naveed Chowhan, M.D.; Commissioner Michael F. Dudgeon; Commissioner William H. May; Commissioner Charles O'Connor; Commissioner Catherine Parke; Commissioner Tom Riddle, DVM; Commissioner C. Frank Shoop; and Commissioner James E. Worley

Ex-officio Members Present: Secretary Ray Perry, Public Protection Cabinet; Secretary Mike Berry, Tourism, Arts & Heritage Cabinet; Angelica Vega on behalf of Secretary, Jeff Noel, Cabinet for Economic Development

KHRC Staff Participating/Present: Jamie Eads, Interim Executive Director; Jennifer Wolsing, General Counsel; Shan Dutta, Deputy General Counsel; Waqas Ahmed, Director, Pari-Mutuel Wagering and Compliance; Joanna Ricci, Executive Administrative Secretary

<i>AGENDA ITEM</i>	<i>TRANSCRIPT PAGE NUMBER(S)</i>	<i>DISCUSSION / CONCLUSIONS / RECOMMENDATIONS</i>	<i>ACTION TAKEN</i>
I. Call to Order and Roll Call	4 – 5	Chairman Rabinowitz called the meeting of the Kentucky Horse Racing Commission (KHRC) to order and performed the roll call. A quorum was recognized.	No action taken.

<i>AGENDA ITEM</i>	<i>TRANSCRIPT PAGE NUMBER(S)</i>	<i>DISCUSSION / CONCLUSIONS / RECOMMENDATIONS</i>	<i>ACTION TAKEN</i>
<p>II. New Business Tab 1 Ellis Park Change of Control by Churchill Downs Incorporated</p>	<p>5 – 11 5 – 11</p>	<p>Chairman Rabinowitz requested a motion from the Commission to approve the change of control of Ellis Entertainment, LLC from Enchantment Holdings LLC to Churchill Downs, Inc. Motion by Commissioner Shoop. Second by Commissioner Worley and Vice-Chairman Jones.</p> <p>Mr. Ahmed presented the change of control application submitted by Churchill Downs, Inc., as set forth in the meeting materials.</p> <p>Approval was recommended by the KHRC staff with the following conditions.</p> <ol style="list-style-type: none"> 1) Churchill Downs, Inc. must amend Ellis Entertainment, LLC’s current application to conduct live racing, simulcasting and pari-mutuel wagering for calendar year 2023 by September 23, 2022 with any changes to information initially provided as a result of this transfer; 2) Churchill Downs, Inc. must provide the KHRC with a detailed summary of operations proposed on a quarterly basis, beginning December 1, 2022. 3) Churchill Downs, Inc. must provide confirmation to the KHRC when all post-closing events between the parties have been completed. <p>Prior to the vote, Commissioner Shoop expressed his support for the change of control.</p> <p>Following the vote, Chairman Rabinowitz thanked Mr. Ziegler for Churchill Downs, Inc.’s continued commitment to Kentucky’s year-round racing circuit and the Commonwealth.</p>	<p>Chairman Rabinowitz called for a vote to approve the change of control of Ellis Entertainment, LLC from Enchantment Holdings, LLC to Churchill Downs, Inc. Motion carried with no objections or abstentions.</p>

AGENDA ITEM	TRANSCRIPT PAGE NUMBER(S)	DISCUSSION / CONCLUSIONS / RECOMMENDATIONS	ACTION TAKEN
III. Executive Session During the meeting on September 20, 2022, the Commission will go into closed session pursuant to KRS 61.810(1)(c) to discuss pending litigation (CONFIDENTIAL)	11 – 12 11 – 12 12	Chairman Rabinowitz requested a motion from the Commission to convene in closed session to discuss proposed or pending litigation against or on behalf of the agency, as permitted by KRS Chapter 61.810(1)(c). Motion by Commissioner Shoop. Second by Commissioner Parke. <p style="text-align: center;"><u>EXECUTIVE SESSION</u></p> Chairman Rabinowitz requested a motion from the Commission to reconvene in open session. Motion by Vice-Chairman Jones. Second by Commissioner Worley. <p style="text-align: center;"><u>RECONVENED TO OPEN SESSION</u></p> Chairman Rabinowitz made note that Commissioner Dudgeon had arrived.	Chairman Rabinowitz called for a vote for the Commission to convene in closed session. Motion carried with no objections or abstentions. Chairman Rabinowitz called for a vote for the Commission to reconvene in open session. Motion carried with no objections or abstentions.
IV. Other Business	12 – 13	Chairman Rabinowitz requested a motion from the Commission to address the following KRS 13B administrative appeal, Don Cromer versus KHRC, Administrative Action No. KHRC-22-SB-005. Motion by Commissioner Dudgeon. Second by Commissioner Parke.	Chairman Rabinowitz called for a vote to approve the proposed final order of Don Cromer versus KHRC, Administrative Action No. KHRC-22-SB-005. Motion carried with no objections or abstentions.

<i>AGENDA ITEM</i>	<i>TRANSCRIPT PAGE NUMBER(S)</i>	<i>DISCUSSION / CONCLUSIONS / RECOMMENDATIONS</i>	<i>ACTION TAKEN</i>
V. Adjournment	13 – 14	<p>With no other business, Chairman Rabinowitz requested a motion to adjourn the September 20, 2022 meeting. Motion by Commissioner O'Connor. Second by Commissioner Worley and Vice-Chairman Jones.</p> <p>Meeting adjourned.</p>	Chairman Rabinowitz called for a vote to adjourn. Motion carried with no objections or abstentions.

NOTE: The meeting materials and any amendments and/or supplements thereto, subject to any applicable exemptions, and the official transcript are incorporated by reference as if set forth fully herein.



PUBLIC PROTECTION CABINET

Andy Beshear
GOVERNOR

Kentucky Horse Racing Commission
4063 Iron Works Parkway, Building B
Lexington, KY 40511
Phone: (859) 246-2040
Fax: (859) 246-2039

Ray A. Perry
SECRETARY

Jacqueline Coleman
LIEUTENANT GOVERNOR

Jamie Eads
INTERIM EXECUTIVE DIRECTOR

Jonathan Rabinowitz
CHAIRMAN

TO: ALL COMMISSION MEMBERS
FROM: Drew J. Conners III, Incentives & Development Director, KHRC
DATE: 10/19/2022
SUBJECT: Ratification of Interim Executive Director’s Approval of KTDF Purse Structure – Churchill Downs’ 2022 Fall Meet

On September 28, 2022, the KTDF Advisory Committee considered the following request from Churchill Downs regarding its KTDF purse structure for their upcoming 2022 Fall Race Meet.

Churchill Downs is proposing KTDF purses in the range of \$4.1 – \$4.9 million. These projections are based on an estimated \$2.8M carryover from their September Race Meet, with an additional earning projection of \$2.4 million by the end of November with pari-mutuel wagering at Derby City Gaming LLC being the primary driver.

To encourage participation during the meet, Churchill Downs will pay out KTDF purses through last place to all KTDF eligible horses.

Pursuant to KRS 230.230(1), KHRC Interim Executive Director, Jamie Eads, granted conditional approval on 10/19/2022 due to Churchill Downs’ 2022 Fall Race Meet beginning on Sunday, October 30, 2022. The Commission is asked to ratify this approval.

Approval is Recommended.

COMMISSION ACTION

_____ Approve

_____ Defer

_____ Deny



CHURCHILL DOWNS

September 23, 2022

KTDF Advisory Committee of the
Kentucky Horse Racing Commission
4063 Iron Works Parkway
Building B
Lexington, Kentucky 40511

Committee Members:

Churchill Downs has reviewed our purses and would like to card KTDF purses in the range of \$4.1 million to \$4.9 million for our upcoming Fall Meet. We have based the range on the following information:

1. At the end of September 2022, Churchill Downs is projecting an ending KTDF earned balance of \$2,861,769.
2. Our 2022 Fall Meet will consist of 19 racing days beginning Sunday, October 30th and ending Sunday, November 27th. We are projecting additional earnings of \$2,498,226 by the end of November. The primary driver is the KTDF earned from pari-mutuel wagering from Derby City Gaming LLC ("Derby City") from the beginning of September 2022 through the end of the Fall Meet.
3. We anticipate that KTDF will be approximately 23% of total purses. Of the requested KTDF allotment, we anticipate the following payouts:
 - a. ALW, AOC, SMSW, MDN: approximately 61% of the KTDF allotment
 - b. BCL, CLM, MCL, STR, WMC: approximately 16% of the KTDF allotment; and
 - c. Stakes: approximately 23% of the KTDF allotment
4. For November 2022, we are assuming a KTDF payout percentage of 86.5% with anticipated KTDF disbursements of \$4.5 million which is \$0.5 million lower than the \$5.0 million paid during the November 2021 Meet. The driver of lower purses paid is a function of two less race days due to Breeder's Cup held at Keeneland on November 4th and 5th.
5. To encourage participation during the Fall Meet, we are again planning to pay KTDF purses from first to last to all eligible horses.

Please contact either of us should you have any questions or need additional information.

Sincerely,

Ben Huffman
Vice President, Racing & Racing Secretary

Austin Schmitt
Vice President, Finance



September 23, 2022

KTDF Advisory Committee of the Kentucky Horse Racing Commission
 4063 Iron Works Parkway
 Building B
 Lexington, Kentucky 40511

Committee Members:

The following information will be included in Churchill Downs’ 2022 Fall Condition Book related to the Kentucky Thoroughbred Development Fund (KTDF).

**CHURCHILL DOWNS RACE TRACK
 KENTUCKY THOROUGHBRED DEVELOPMENT FUND (KTDF)
 ALLOCATION OF FUND BASED ON NUMBER OF STARTERS AND FINISH**

For those horses that are registered and eligible according to the condition listed above, fund monies will be divided as follows: 60% to the winner, 20% to the second, 10% to the third, 5% to the fourth, 3% to the fifth and the remaining 2% to be allocated among sixth through last based on the schedule below.

Finish	Number of Starters										
	5	6	7	8	9	10	11	12	13	14	
1st	60.00%	60.00%	60.00%	60.00%	60.00%	60.00%	60.00%	60.00%	60.00%	60.00%	60.00%
2nd	20.00%	20.00%	20.00%	20.00%	20.00%	20.00%	20.00%	20.00%	20.00%	20.00%	20.00%
3rd	10.00%	10.00%	10.00%	10.00%	10.00%	10.00%	10.00%	10.00%	10.00%	10.00%	10.00%
4th	5.00%	5.00%	5.00%	5.00%	5.00%	5.00%	5.00%	5.00%	5.00%	5.00%	5.00%
5th	3.00%	3.00%	3.00%	3.00%	3.00%	3.00%	3.00%	3.00%	3.00%	3.00%	3.00%
6th		2.00%	1.00%	0.67%	0.50%	0.40%	0.34%	0.29%	0.25%	0.23%	
7th			1.00%	0.67%	0.50%	0.40%	0.34%	0.29%	0.25%	0.23%	
8th				0.66%	0.50%	0.40%	0.33%	0.29%	0.25%	0.22%	
9th					0.50%	0.40%	0.33%	0.29%	0.25%	0.22%	
10th						0.40%	0.33%	0.28%	0.25%	0.22%	
11th							0.33%	0.28%	0.25%	0.22%	
12th								0.28%	0.25%	0.22%	
13th									0.25%	0.22%	
14th										0.22%	
Total	98.00%	100.00%	100.00%	100.00%	100.00%	100.00%	100.00%	100.00%	100.00%	100.00%	100.00%

Example:

Date	Race	# of Starters	KTDF Offered	Finish										
				1st	2nd	3rd	4th	5th	6th	7th	8th	9th	10th	11th
6/25/2017	10	11	\$7,400.00											
KTDF:														
Eligible	Yes	Yes	Yes	Yes	Yes	Yes	Yes	Yes	Yes	Yes	No	Yes	Yes	Yes
Payout	\$4,440.00	\$1,480.00	\$740.00	\$370.00	\$222.00	\$25.16	\$25.16	\$0.00	\$24.42	\$24.42	\$24.42	\$24.42	\$24.42	\$24.42
			KTDF Reverts											
			\$24.42											



Example: Dead Heat for 2nd between an eligible and non-eligible horse using the above example.

	<u>2nd</u>	<u>3rd</u>	<u>Total</u>	
KTDF:				
Payout	\$1,480.00	\$740.00	\$2,220.00	---> Eligible horse would receive 50% of the Total for 2nd and 3rd pla
	KTDF	KTDF		
	<u>Payout</u>	<u>Reverts</u>		
	\$1,110.00	\$1,110.00		

THE KENTUCKY THOROUGHBRED DEVELOPMENT FUND (KTDF)

Given several years of robust business during the period beginning 2019 through August 2022, the state-of-the-art historical racing machines at nearby Derby City Gaming has generated \$40.9 million in KTDF for horsemen with Kentucky-sired Kentucky-breds to run for in designated stakes, handicap, allowance, non-claiming maiden races, and allowance optional claiming races with a claiming price of not less than twenty-five thousand dollars (\$25,000) contested at Churchill Downs Racetrack. Continuing in Fall 2022, Churchill Downs Racetrack will offer KTDF money on all claiming races.

Eligible races can be readily recognized in the stakes and condition books by the Kentucky Thoroughbred Development Fund seal, which will appear next to each race in the stakes and condition books.

In accordance with KRS 230.400(5) (d), it is mandatory for a horse to be registered prior to time of entry to be eligible to participate in the distribution of Kentucky Thoroughbred Development Fund monies. Registration is only complete once the application is approved and payment has been received.

All horses of racing age that are both Kentucky-bred and sired by a Kentucky stallion which stood in Kentucky the entire breeding season the year the horse was conceived are eligible to be registered. Owners of horses of racing age are responsible for registering their horses. Stallion owners are responsible for registering their stallions.

Registration applications may be obtained from the official registrar, the Kentucky Thoroughbred Owners and Breeders, by contacting:

Mrs. Jenny McGaughey, Registrar
 Kentucky Thoroughbred Owners and Breeders
 4079 Iron Works Parkway
 Lexington, Kentucky 40511
 Phone: **859-259-1643**
 Mobile: **859-361-6002**

Registration may be completed online at www.kta-ktob.com. The Horse Identifier can check registration status of a horse.

For those horses that are registered and eligible according to the conditions listed above, fund monies will be divided as follows:

- 60%.....to the winner
- 20%.....to second
- 10%.....to third
- 5%.....to fourth



CHURCHILL DOWNS

3%.....to fifth

Remaining 2% divided among the starters based on the schedule listed above.

Unearned fund monies revert to the Kentucky Thoroughbred Development Fund. Additionally, if a non-KTDF eligible horse is involved in a dead heat, those funds will revert to the fund.

PLEASE NOTE: ALL KTDF PURSE ALLOTMENTS CONTAINED HEREIN ARE SUBJECT TO KHRC APPROVAL.

If you have any questions or need additional information, please reach out to me or Ben Huffman.

Sincerely,

Austin Schmitt
Vice President, Finance
Churchill Downs Race Track
700 Central Avenue
Louisville, KY 40208
Office: 502-638-3845
Cell: 502-609-7574
austin.schmitt@kyderby.com

Ben Huffman
Vice President, Racing & Racing Secretary
Churchill Downs Race Track
700 Central Avenue
Louisville, KY 40208
Office: 502-638-3820
Fax: 800-928-3372
ben.huffman@kyderby.com



PUBLIC PROTECTION CABINET

Andy Beshear
GOVERNOR

Kentucky Horse Racing Commission
4063 Iron Works Parkway, Building B
Lexington, KY 40511
Phone: (859) 246-2040
Fax: (859) 246-2039

Ray A. Perry
SECRETARY

Jacqueline Coleman
LIEUTENANT GOVERNOR

Jamie Eads
INTERIM EXECUTIVE DIRECTOR

Jonathan Rabinowitz
CHAIRMAN

TO: ALL COMMISSION MEMBERS
FROM: Drew J. Conners III, Incentives & Development Director, KHRC
DATE: 10/19/2022
SUBJECT: KTDF Purse Structure – Turfway Park 2022 Holiday & 2023 Winter/Spring Race Meet

On September 28, 2022, the KTDF Advisory Committee considered the following request from Turfway Park regarding its KTDF purse structure for their upcoming 2022 Holiday & 2023 Winter/ Spring Race Meets.

Turfway Park is proposing KTDF purses in the range of \$9.5 – \$10 million. Their race meets will consist of 67 total race days, with 19 during the 2022 Holiday Meet from November 30, 2022 – December 31, 2022 and 48 during the 2023 Winter/Spring Meet from January 1, 2023 – April 1, 2023.

To encourage participation during the meet, Turfway Park will pay out KTDF purses through last place to all KTDF eligible horses.

Approval is Recommended.

COMMISSION ACTION

_____ Approve

_____ Defer

_____ Deny



September 29, 2022

KTDF Advisory Committee of the
Kentucky Horse Racing Commission
4063 Iron Works Parkway
Building B
Lexington, Kentucky 40511

Committee Members:

Turfway Park Racing & Gaming has reviewed our purses and would like to card KTDF purses in the range of \$9.5 million to \$10 million for our upcoming Holiday/Winter Spring Meet(s). We have based the range on the following information:

1. At the end of April 2022, Turfway Park ended with a KTDF earned balance of \$796,780.
2. Our 2022 Holiday Meet will consist of 19 racing days beginning Wednesday, November 30th and ending Saturday, December 31st, 2022. Our 2023 Winter/Spring meet with consist of 48 racing days. The 2023 Winter/Spring Meet begins on January 1st 2023 and ending on April 1st, 2023.
3. We anticipate that KTDF will be approximately 52% of total purses. Of the requested KTDF allotment, we anticipate the following payouts:
 - a. ALW, AOC, SMSW, MDN: approximately 44% of the KTDF allotment
 - b. BCL, CLM, MCL, STR, WMC: approximately 23% of the KTDF allotment; and
 - c. Stakes: approximately 33% of the KTDF allotment
4. For December 2022 through April 2023, we are assuming a KTDF payout percentage of 95% with anticipated KTDF disbursements of \$9.9 million which is \$9.4 million. We paid out \$4.1 million last year over the same period. We have improved our KTDF disbursements by \$5.3 million.
5. To encourage participation during the Fall Meet, we are again planning to pay KTDF purses from first to last to all eligible horses.

Please contact either of us should you have any questions or need additional information.

Sincerely,

A handwritten signature in black ink that reads "Daniel Bach". The signature is written in a cursive, flowing style.

Daniel "Chip" Bach, Jr.
General Manager
Turfway Park, LLC



September 28, 2022

KTDF Advisory Committee of the
Kentucky Horse Racing Commission
4063 Iron Works Parkway
Building B
Lexington, Kentucky 40511

Committee Members:

Allotment Requests are Subject to Kentucky Horse Racing Commission (KHRC) Approval

Summary of improvements:

- Opened new live facility for Turfway Park Racing (\$220MM) which includes 870 HRM machines, a 7-day-week simulcast room.
- Backstretch Improvements (\$26MM)
 - Building 5 new 56 stall barns
 - Building a new 161 room dorm facility

The following information will be included in Turfway Park Racing & Gaming Condition Book(s) related to the Kentucky Thoroughbred Development Fund (KTDF).

TURFWAY PARK RACING & GAMING

KENTUCKY THOROUGHBRED DEVELOPMENT FUND (KTDF)

ALLOCATION OF FUND BASED ON NUMBER OF STARTERS AND FINISH

For those horses that are registered and eligible according to the condition listed above, fund monies will be divided as follows: 60% to the winner, 20% to the second, 10% to the third, 5% to the fourth, 3% to the fifth and the remaining 2% to be allocated among sixth through last based on the schedule below.

Finish	5	6	7	8	9	10	11	12
1st	60.00%	60.00%	60.00%	60.00%	60.00%	60.00%	60.00%	60.00%
2nd	20.00%	20.00%	20.00%	20.00%	20.00%	20.00%	20.00%	20.00%
3rd	10.00%	10.00%	10.00%	10.00%	10.00%	10.00%	10.00%	10.00%
4th	5.00%	5.00%	5.00%	5.00%	5.00%	5.00%	5.00%	5.00%
5th	3.00%	3.00%	3.00%	3.00%	3.00%	3.00%	3.00%	3.00%
6th		2.00%	1.00%	0.67%	0.50%	0.40%	0.33%	0.29%
7th			1.00%	0.67%	0.50%	0.40%	0.33%	0.29%
8th				0.67%	0.50%	0.40%	0.33%	0.29%
9th					0.50%	0.40%	0.33%	0.29%
10th						0.40%	0.33%	0.29%
11th							0.33%	0.29%
12th								0.29%
Total	98.00%	100.00%	100.00%	100.00%	100.00%	100.00%	100.00%	100.00%

Example:

Date	Race	# of Starts	KTDF Offered
11/30/2022	5	11	\$32,000.00

	Finish											
	1st	2nd	3rd	4th	5th	6th	7th	8th	9th	10th	11th	
KTDF:	Yes	Yes	Yes	Yes	Yes	Yes	No	Yes	Yes	Yes	Yes	
Eligible Payout	\$19,200.00	\$6,400.00	\$3,200.00	\$1,600.00	\$960.00	\$106.67	\$0.00	\$106.67	\$106.67	\$106.67	\$106.67	
KTDF Reverts	\$106.67											

Example: Dead Heat for 2nd between an eligible and non-eligible horse using the above example

	2nd	3rd	Total
KTDF Payout	\$6,400.00	\$3,200.00	\$9,600.00
	--> Eligible horse would receive 50% of the Total for 2nd and 3rd		
KTDF Payout	\$4,800.00	\$4,800.00	
KTDF Reverts			

THE KENTUCKY THOROUGHBRED DEVELOPMENT FUND (KTDF)

Horsemen with Kentucky-sired Kentucky bred have over \$30 million more in purse money to run for in for designated stakes, handicap, allowance, non-claiming maiden races, and claiming races contested at licensed Thoroughbred race meetings in Kentucky.

Eligible races can be readily recognized in the stakes and condition books by the Kentucky Thoroughbred Development Fund seal, which will appear next to each race in the stakes and condition books.

In accordance with KRS 230.400(5)(d), it is mandatory for a horse to be registered prior to time of entry to be eligible to participate in the distribution of Kentucky Thoroughbred Development Fund monies. Registration is only complete once the application is approved and payment has been received.

All horses of racing age that are both Kentucky-bred and sired by a Kentucky stallion which stood in Kentucky the entire breeding season the year the horse was conceived are eligible to be registered. Owners of horses of racing age are responsible for registering their horses. Stallion owners are responsible for registering their stallions.

Registration applications may be obtained from the official registrar, the Kentucky Thoroughbred Owners and Breeders, by contacting:

Mrs. Jenny McGaughey, Director of KTDF Registration
Kentucky Thoroughbred Owners and Breeders
4079 Iron Works Parkway
Lexington, Kentucky 40511
(T) 859-259-1643

(M) 859-361-6002
www.kta-ktob.com

Registration may be completed online at www.kta-ktob.com. The Horse Identifier can check registration status of a horse.

For those horses that are registered and eligible according to the conditions listed above, fund monies will be divided as follows:

60%.....to the winner
20%..... to second
10%.....to third
5%..... to fourth
3%.....to fifth
Remaining 2% divided evenly among starters.

Unearned fund monies revert to the Kentucky Thoroughbred Development Fund. Additionally, if a non-KTDF eligible horse is involved in a dead heat, those funds will revert to the fund.

Please contact either of us should you have any questions or need additional information.

Sincerely,



Daniel "Chip" Bach, Jr.
General Manager
Turfway Park, LLC



PUBLIC PROTECTION CABINET

Andy Beshear
GOVERNOR

Kentucky Horse Racing Commission
4063 Iron Works Parkway, Building B
Lexington, KY 40511
Phone: (859) 246-2040
Fax: (859) 246-2039

Ray A. Perry
SECRETARY

Jacqueline Coleman
LIEUTENANT GOVERNOR

Jamie Eads
INTERIM EXECUTIVE DIRECTOR

Jonathan Rabinowitz
CHAIRMAN

TO: ALL COMMISSION MEMBERS
FROM: Drew J. Conners III, Incentives & Development Director, KHRC
DATE: 10/19/2022
SUBJECT: Backside Improvement Fund – Churchill Downs Racetrack

On October 19, 2022, the KHRC received the following Backside Improvement Fund Request from Churchill Downs Racetrack:

- 1. \$8,137.50
Installation of Wi-Fi Equipment to enable horsemen to have access to the internet

KHRS staff confirms the project meets the statutory requirements of KRS 230.3615 , 810 KAR 7:010 and the funding is available. KHRC staff will inspect the installation once the project is complete. All invoices, photographs and communication will remain on file for Commission review.

Staff Recommends Approval.

COMMISSION ACTION

_____ Approve

_____ Defer

_____ Deny



CHURCHILL DOWNS

October 19, 2022

Jamie Eads
Interim Executive Director
Kentucky Horse Racing Commission
4063 Ironworks Parkway, Building B
Lexington, KY 40511
Via e-mail: jamie.eads@ky.gov

Re: **Request for Approval of Backside Improvement Fund Project**

Dear Jamie,

Churchill Downs Racetrack (CDRT) is requesting to use Backside Improvement Funds for Trackside (TS). The following is the project we are proposing:

- 1) Installation of WiFi Equipment to enable horsemen to have access to the internet

Attached is a sole-source quote for the equipment required for the above mentioned project. Our intent is to share the costs of this project with the Churchill Downs Racing Committee so we are asking for \$8,137.50 for half the total invoice cost.

If approved, CDRT will submit the invoice to the Kentucky Horse Racing Commission for reimbursement after the work has been completed.

Regards,

Mike Ziegler
General Manager & Senior Vice President
Churchill Downs Racetrack
700 Central Ave.
Louisville, KY 40208
Office: (502) 394-1137



Bill of Materials
Derby City Track WIFI

Customer Quote

Hardware		Name	Brand	Price	QTY	EXT
Industrial Mesh Router	ARRA Router		ARRA Networks	\$1,955.00	5	\$9,775.00
Mounting Hardware	Router Roof Mounts/Brackets/Wiring		Misc	\$450.00	5	\$2,250.00

Wireless LAN Total \$12,025.00

Software		Name	Brand	Price	Qty	EXT
Network Management Software	ARRA Networks NMS Software		ARRA Networks	Monthly Fee \$17.50	5	Annual Cost \$1,050.00

Software Total \$1,050.00

Labor		Name	Daily Price	Number of Days	EXT
Deployment	Installation and Network Tuning		\$1,600.00	2	\$3,200.00

Backhaul Total

Totals					
	Hardware (one-time cost)				\$12,025.00
	Software (per annum cost)				\$1,050.00
	Labor (Travel expenses billed separately)				\$3,200.00
				Total	\$16,275.00



PUBLIC PROTECTION CABINET

Andy Beshear
GOVERNOR

Jacqueline Coleman
LIEUTENANT GOVERNOR

Kentucky Horse Racing Commission
4063 Iron Works Parkway, Building B
Lexington, KY 40511
Phone: (859) 246-2040
Fax: (859) 246-2039

Ray A. Perry
SECRETARY

Jamie Eads
INTERIM EXECUTIVE DIRECTOR

Jonathan Rabinowitz
CHAIRMAN

TO: Kentucky Horse Racing Commission members

FROM: Bruce A. Howard DVM

DATE: October 31, 2022

SUBJECT: Request for an exemption from the prohibition of the use of furosemide (Lasix) in Covered Horseraces other than for two-year-old Covered Horses and Stakes races.

Kentucky currently prohibits the use of race-day furosemide in two-year-olds and Stakes horses of any age. Under the Horseracing Integrity and Safety Act of 2020, 15 USC 3055(d), all horses would be prohibited from the use of furosemide during a three-year period, starting on January 1, 2023.

During this three year period, HISA is charged with collecting data and determining if the restriction on the use of furosemide would have a negative impact on the health and welfare of race horses, as well as whether such a restriction would be in the best interests of racing and promote public confidence in racing. *See* 15 USC 3055(e). It is the opinion of the KHRC staff that further restricting the use of furosemide, prior to this data being gathered, would be unfair to the horses and the horsemen racing in Kentucky and may have a detrimental impact on horse health.

15 USC 3055(f) allows for State Racing Commissions to submit a request for an exemption from this prohibition for up to a three year period beginning January 1, 2023. This exemption could be no less restrictive than the current State law restricting furosemide use in two-year-olds and Stakes horses. Therefore, such an exemption would allow Kentucky to continue restricting furosemide use in two-year-old and Stake races, but would not require Kentucky to restrict furosemide use in other races during the three-year study period.

This exemption is being requested by most racing jurisdictions, and/or horsemens groups, and it is the opinion of the KHRC staff that Kentucky should be in alignment with the rest of the country. Not requesting this exemption could put Kentucky at a disadvantage in the racing industry.

The KTA and Kentucky HBPA support applying for the exemption.



PUBLIC PROTECTION CABINET

Andy Beshear
GOVERNOR

Jacqueline Coleman
LIEUTENANT GOVERNOR

Kentucky Horse Racing Commission
4063 Iron Works Parkway, Building B
Lexington, KY 40511
Phone: (859) 246-2040
Fax: (859) 246-2039

Ray A. Perry
SECRETARY

Jamie Eads
INTERIM EXECUTIVE DIRECTOR

Jonathan Rabinowitz
CHAIRMAN

The staff at the KHRC recommends requesting this exemption.

KHRC Action:

_____ **Approve**

_____ **Defer**

_____ **Deny**

Horseracing Integrity and Safety Authority
401 W Main Street, Suite 222
Lexington, Kentucky 40507

September 19, 2022

Dear Racing Commission Executive Director,

Pursuant to 15 U.S.C. § 3055(f), of the Horseracing Integrity and Safety Act of 2020 (the “Act”), a State racing commission may submit to the Horseracing Integrity and Safety Authority (the “Authority”) a request for an exemption from the prohibition in subsection section 3055(d) against the use of furosemide (Lasix) in Covered Horseraces other than for two-year-old Covered Horses and Stakes races. This exemption may be requested during some or all of the three-year period beginning on the effective date of the Anti-doping and Medication Control (ADMC) Program. HISA has proposed to the Federal Trade Commission that the ADMC Program effective date be January 1, 2023, but this is subject to final approval by the Federal Trade Commission. For your reference, the text of the applicable provision of the Act is set forth below:

(f) EXEMPTION.—

(1) IN GENERAL.— Except as provided in paragraph (2), only during the three-year period beginning on the program effective date, a State racing commission may submit to the Authority, at such time and in such manner as the Authority may require, a request for an exemption from the prohibition in subsection (d) with respect to the use of furosemide on covered horses during such period.

(2) EXCEPTIONS.— An exemption under paragraph (1) may not be requested for—

(A) two-year-old covered horses; or

(B) covered horses competing in stakes races.

(3) CONTENTS OF REQUEST.— A request under paragraph (1) shall specify the applicable State racing commission's requested limitations on the use of furosemide that would apply to the State under the horseracing anti-doping and medication control program during such period. Such limitations shall be no less restrictive on the use and administration of furosemide than the restrictions set forth in State's laws and regulations in effect as of September 1, 2020.

(4) GRANT OF EXEMPTION.— Subject to subsection (e)(3), the Authority shall grant an exemption requested under paragraph (1) for the remainder of such period and shall allow the use of furosemide on covered horses in the applicable State, in accordance with the requested limitations.

If your racing jurisdiction elects to seek the exemption described above, please complete and submit the attached form, certified by an individual authorized to sign on behalf of your Commission, at least forty-five (45) days prior to the first Covered Horserace scheduled to be conducted in your jurisdiction on or after January 1, 2023. For example, if your jurisdiction wishes for the exemption to apply to Covered Horseraces beginning on January 1, 2023, the request must be submitted to the Authority no later than November 17, 2022.

Furosemide Exemption Request Letter
September 19, 2022
Page Two

The request and accompanying documentation may be submitted in hardcopy to the Authority at:

Horseracing Integrity and Safety Authority
Attn: Director of State Racing Commission Relations
401 West Main Street, Suite 222
Lexington, Kentucky 40507

And/or by e-mail to:

Marc Guilfoil, Director of State Racing Commission Relations
marc.guilfoil@hisaus.org with a copy to me at lisa.lazarus@hisaus.org

Sincerely,



Lisa Lazarus
CEO
lisa.lazarus@hisaus.org

cc: Marc Guilfoil
Enclosure

**REQUEST FOR EXEMPTION FROM 15 USC § 3055(d) LIMITATIONS ON USE OF
FUROSEMIDE**

1. Please state the name of State Racing Commission requesting exemption:

2. If required under state law, please state the date that the State Racing Commission authorized this request for exemption.

3. Please submit herewith a copy of the resolution or minutes of your Commission authorizing this exemption request or other basis for the authority to make this exemption request.

4. Proposed exemption period (not later than three years after medication control program effective date)*:

5. Please submit herewith a true and accurate copy of your State regulation(s) in effect as of September 1, 2020, regarding use and administration of furosemide.

6. Please submit herewith your Commission's proposed limitations on the use of furosemide that would apply to your State under the Anti-Doping and Medication Control Program during the exemption period.

7. Are the submitted proposed limitations on the use and administration of furosemide no less restrictive than those in effect in your State on September 1, 2020?

_____ YES

_____ NO

** HISA has proposed to the Federal Trade Commission that the Anti-doping and Medication Control program effective date begin January 1, 2023, but this effective date and the Anti-doping and Medication Control Program regulations are subject to final approval by the Federal Trade Commission.*

I hereby certify that I am duly authorized to submit this request on behalf of the identified Racing Commission and that the statements contained herein and the documents submitted herewith are true and accurate to the best of my knowledge and belief.

SIGNATURE

PRINTED NAME

TITLE

DATE



PUBLIC PROTECTION CABINET

Andy Beshear
GOVERNOR
Jacqueline Coleman
LIEUTENANT GOVERNOR

Kentucky Horse Racing Commission
4063 Iron Works Parkway, Building B
Lexington, KY 40511
Phone: (859) 246-2040
Fax: (859) 246-2039

Ray A. Perry
SECRETARY
Jamie Eads
INTERIM EXECUTIVE DIRECTOR
Jonathan Rabinowitz
CHAIRMAN

TO: Kentucky Horse Racing Commission members

FROM: Bruce A. Howard DVM

DATE: October 31, 2022

SUBJECT: Funding of a study titled “Tackling Emerging Threats to the Kentucky Racing Industry by Development of an Equine Gene Doping Program” by Dr. Scott Stanley, PhD and Dr. Cecily Wood, PhD.

Dr. Stanley and Dr. Wood have proposed a project to identify genetic alterations and differentiate acceptable treatments from those which constitute professional misconduct.

This study would, over a two-year period, develop the methodology to target twelve (12) genes in the horse which may be manipulated to improve performance. According to the study, these genetic loci are generally regarded as the best candidates for gene doping, which thereby represents a threat to the integrity of the equine athlete and the horse racing industry.

Dr. Stanley and Dr. Wood will be collaborating with scientists at the Japanese Racing Association, who have been involved in this research.

The EDRC, at its October 31, 2022 meeting, discussed this matter and voted to fund the first year of this study at \$241,000. There will be reporting at the end of fiscal year 2023 to determine progress and to consider funding for the second year of this project.

The KHRC staff would recommend that the KHRC approve the EDRC funding of this project.

KHRC Action:

_____ **Approve**
_____ **Defer**
_____ **Deny**

RESEARCH PROPOSAL PREPARED FOR:
Kentucky Horse Racing Commission – Equine Drug Research Council

PREPARED BY:
Scott D. Stanley, PhD and Cecily R. Wood, PhD
University of Kentucky – College of Agriculture, Food and Environment
M.H. Gluck Equine Research Center

PROJECT TITLE:
Tackling Emerging Threats to the Kentucky Horse Racing Industry:
Development of Equine ‘Gene Doping’ Program

Summary:

Gene doping represents a threat to the integrity of the equine athlete and the horse racing industry. Expert groups have identified ‘gene doping’ as an activity which abuses and misuses gene therapy. Gene doping could be used to create a stronger, faster, or more resilient horse, all in the course of a single generation. To understand the molecular mechanisms of doping it is necessary identify the physiological essential mechanisms involved in the regulation of physical performance. These mechanisms include the regulation of skeletal muscle mass, oxygen delivery and modulation of energy metabolism. Consequently, gene doping has become a major concern in human sports and the horseracing industries.

Many forms of drugs and gene manipulation are an acceptable and growing practice in human medicine for physical and mood modification. Recent advances in veterinary medical technologies have enabled gene therapy in horses as reported in clinical studies targeting tendon/ligament injuries and degenerative joint disease. In order to ensure safety and compliance with ethical standards for animal experimentation, the equine racing industry must establish methods to identify genetic alterations to effectively regulate professional misconduct.

Genes for muscle mass, strength and healing:

Myostatin is a cytokine known to influence the growth of skeletal muscle production and is expressed by the myostatin gene (MSTN). Thoroughbreds are physically characterized by an abundant mass of skeletal muscle with low body fat-to-muscle ratio with an extremely high percentage of fast twitch muscle fibers. These physical traits have been promulgated over centuries of selective breeding resulting in their natural athletic ability. Notwithstanding breeders selectivity, variation still exists within breeds that are contributing to horses’ unique performance capabilities. Splint horses need speed and power and are characterized by heavily muscled physique while distance horses, or those racing > 7 furlongs, have less skeletal muscle mass. Given these factors skeletal muscle mass production clearly plays a role in a horse’s athletic capability. Therefore, artificial enhancement through gene-doping targeting myostatin would be of particular interest to the horseracing industry.

Genes for oxygen consumption:

Genes that influence oxygen consumption through their involvement in aerobic metabolism may also be targeted due to their performance enhancing potential. Physical performance is limited by the delivery of oxygenated blood to working muscles, and oxygen is the limiting factor to convert carbohydrates and fats into energy for muscle function. Horses heritable traits evolved into structural modifications (e.g., heart size, cardiac output, stroke volume and splenic contraction) which produces naturally high oxygen consumption. Recombinant human erythropoietin (rhuEPO) and other synthetic analogs have been reported in horseracing as far back as the early 1990's. In addition, horses produce antibodies to rhuEPO, making their abuse a major welfare concern as the antibodies have been reported to produce severe anemia in horses.

Genes for angiogenesis:

Genes that manipulate angiogenesis can increase blood flow to provide oxygen and nutrients for increased metabolic needs of contracting muscles, while simultaneously helping to maintain blood pressure. These processes are distinctively under the control of products formed in the angiogenesis pathway. For example, subsequent to aerobic exercise, creation of new capillaries and enlargement of new and existing vessels are activated by a combination of factors instigated by angiogenesis. The outcome of improved VO_{2Max} is achieved by increasing blood flow and capillary population in smooth muscle delivering oxygen to enhance endurance. VEGF (vascular endothelial growth factor) are a family of polypeptide signaling proteins that work within the angiogenesis pathway. Throughout aerobic exercise skeletal muscle becomes hypoxic promoting HIF-1 α transcription directing up-regulation of VEGF. Therefore, any substance or gene manipulation resulting in enhancement of the angiogenesis pathway would be an ideal doping agent.

While detection methods are early in their development, innovative droplet digital polymerase chain reaction (ddPCR) approaches have been developed to provide high-precision, absolute quantification of nucleic acid target sequences with wide-ranging applications for anti-doping. ddPCR measures absolute quantities by counting nucleic acid molecules encapsulated in discrete, volumetrically defined water-in-oil droplet partitions. The immense sample partitioning allowed through applications of ddPCR enable small differences in target DNA sequence between samples to be uniformly measured.

Justification:

There are at least one hundred chromosomal loci in the equine genome that are related to performance and may be utilized as potential gene doping targets. However, several genes are generally regarded as the best candidates for gene doping and are closely investigated, including erythropoietin (EPO), growth hormone (GH) and insulin-like growth factor-1 (IGF-1). Phosphoenolpyruvate carboxykinase (PEPCK), an important metabolic gene, has also been reported to enhance endurance. Endorphin genes may be targeted for increased pain tolerance, in addition to the downstream regulatory element antagonistic modulator (DREAM) inhibitor genes. Inhibition of the myostatin gene or increasing the expression of dystrophin would result in increased muscle mass. Overexpression of vascular endothelial growth factor (VEGF) would increase blood supply to muscles and thus improve their performance.

This makes for an extensive list of potential genes that could be targeted for gene doping. For example, EPO may be overexpressed to enhance oxygen-carrying capacity and thus endurance. Using gene therapy to increase hematocrit was one of the first targets for the Biopharma industry. The identification of the molecular mechanism controlling the activity of the endogenous EPO gene led to the development of a new class of substances, called HIF-inhibitors. These new drugs function to increase endogenous EPO synthesis.

Objectives: Development of a unique equine ‘Gene Doping’ detection platform.

Our research aims are to develop gene doping methodologies that can be used to demonstrate the detection of EPO and other transgenes in Thoroughbred racehorses using both novel and published procedures.

Recently, our colleagues at the Japanese Racing Association have developed a highly sensitive method to detect equine EPO transgenes using ddPCR. They isolated spiked EPO transgene from horse plasma and urine using magnetic bead isolation, followed by ddPCR amplification for transgene detection and semi-quantification. Their results indicate successful detection of the spiked transgene at concentrations of >130 and 200 copies/mL of plasma and urine, respectively. In addition, the authors reported target-specific detection following IM administration of 20 mg of the EPO transgene up to two days. Therefore, the ddPCR technology appears to be a suitable and effective method for target detection in gene-doping regulation. Figure 1 depicts a standard workflow typically utilized for ddPCR, and detection of an EPO transgene would be accomplished with minor modifications.

Experimental Plan:

Aim 1:

Traditional real-time PCR provides quantitative data through the use of a conventional calibration curve, whereas digital PCR allows absolute quantitation to determine the copy number of the

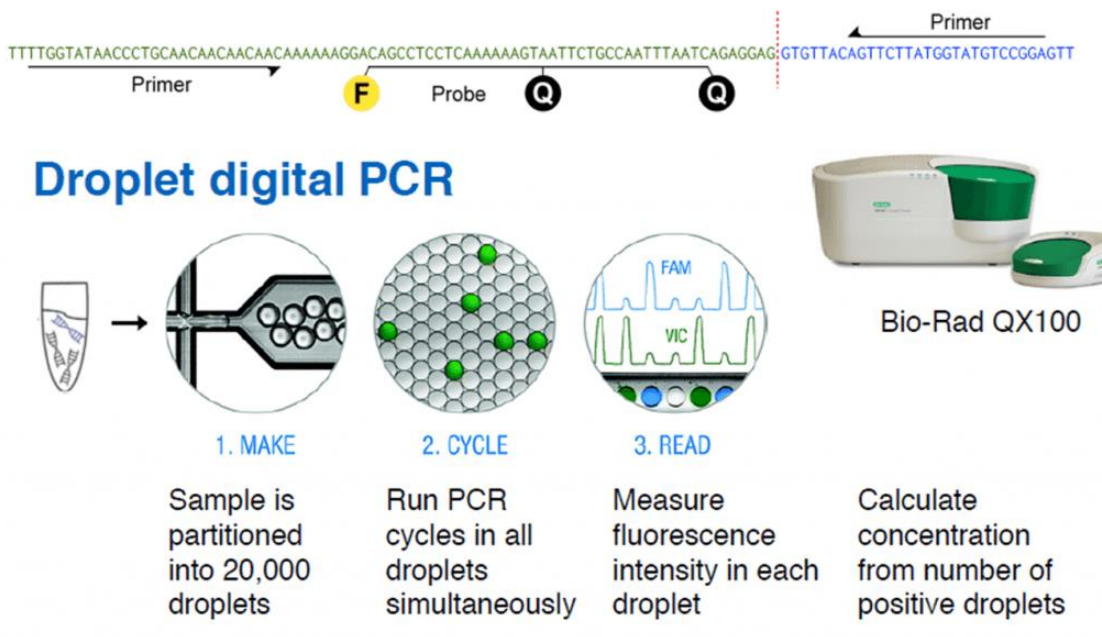


Figure 1. ddPCR sample preparation; 1) droplet generation, 2) PCR, 3) droplet reading

Droplets are assigned as positive or negative by thresholding based on their fluorescence amplitude. The number of positive and negative droplets is used to calculate the concentration of the specific target(s) and reference DNA sequences and their 95% confidence intervals.

Design Primers and Probes – pre-designed TaqMan primers and probes will be used (Figure 1).

Sample Preparation:

ddPCR workflow:

1. Droplet generation – Droplets will be generated using the manual droplet generator, droplet generation oil and template DNA.
2. Polymerase Chain Reaction – After droplet generation, the droplets (40 μ L) will be carefully transferred to a semi-skirted 96-well PCR plate after which the plate is sealed 2 times for 4 s at 170°C using a semi-automated plate sealer. Subsequent amplification will be performed in a 96-well thermal cycler with a ramp rate of 2°C/s. First, the enzyme is activated at 95°C for 10 min followed by 40 cycles of denaturation at 94°C for 30 s and 62°C for 1 min. The enzyme will be deactivated at 98°C and the reactions will be kept at 4°C.
3. Droplet Reading – Droplets will be read in a droplet reader after which the ddPCR data can be analyzed using vendors software. In each run a target-negative equine sample and a non-template control will be included.
4. Data Analysis – Analysis will be performed on the vendor software using customized thresholds for equine targets.

Aim 2:

ddPCR detection and characterization/validation of specific gene doping targets:

Prior to implementation of a gene doping test in routine analytical testing, our Laboratory will validate the test's performance, including:

1. DNA extraction efficiency (using an appropriate positive extraction control);
2. PCR specificity (using appropriate no template control and positive template control);
3. PCR efficiency and linearity (using an appropriate positive template control);
4. PCR sensitivity (assays shall be able to reliably detect 10 or less copies of DNA reference material in the positive template control);
5. Correct identification of specific amplicons by DNA Melt Curve Analysis (for the Initial Testing Procedure or Fragment Size Analysis);
6. Robustness (regarding different batches of reagents and, if applicable, different equipment and analysts).

Timeline:

A key focus of this aim is to develop the tools for ddPCR and demonstrate the potential sample partitioning to allow the specific detection of single template molecules (e.g., EPO, GH, IGF-1) along with accurate and precise quantification.

The Project will be completed within a 24-month period, with the following Aims being completed in the corresponding months:

Aim 1: Adapt Digital Droplet PCR to identify equine transgenes.

Methods will be to develop and characterize a ddPCR approach to genetic doping.

To evaluate the ddPCR assays for testing equine transgene samples, the assays were tested for their specificity, quantification range, repeatability, reproducibility, matrix effect, robustness and effect of DNA stability. All experiments will be conducted in duplicate.

To optimize internal control (IC) use in ddPCR assays, 10-fold serial dilutions of the IC plasmid DNA, corresponding to predetermined concentrations, will be prepared, mixed with equine DNA, and tested using the ddPCR. A higher level of the IC (>4500 copies/PCR) is known to cause competitive amplification with the target DNA, while a low concentration IC would be an indication of stability concerns. The optimal level of the IC will be determined as a number of copies per PCR, which provides reliable ddPCR outputs for use as a quantitative measure for each of the ddPCR. The repeatability of the IC ddPCR will be evaluated using replicates.

To evaluate the linearity of the ddPCR assays, different concentrations of DNA will be used in multiple reactions. The repeatability of ddPCR (consistency of results between DNA extraction and between PCR) will be determined using the plasmid-spiked urine and plasma samples at different target concentrations within the quantification range in 4 replicates. The matrix effect will be evaluated using equine plasma and urine fortified in samples within their respective quantification ranges. To test the robustness of the assays, the methods will be evaluated under different conditions that can be variable under laboratory practices.

Aim 2: ddPCR validation of specific gene doping targets:

This aim will be undertaken to explore the effectiveness of using ddPCR for equine gene doping as a novel tool for detection of anti-doping targets in biological matrix from month 12 and completed in month 24. Use ddPCR system characterized in Aim 1 during the second year to study *in vivo* administrations designed to convert the research application tool to generate legally defensible ddPCR data; from month 12 and through month 24.

We expect to identify multiple gene therapy targets that can serve in this capacity. The project will conclude in month 24, with final validation and optimization of ddPCR methodology occurring in months 20-24. We will apply this information to evaluate the most successful ddPCR targets in equine athlete samples collected up to 3-6 months from the abuse/misuse of the gene doping therapy.

Shown in Table 1 are 12 equine transgenes, which are based on the equine genomic information (EquCab2.0, GCA-000002305.1). These genes containing open reading frames and untranslated regions. The 12 transgenes will be synthesized, and the synthesized sequences will be cloned into plasmid vectors, transformed into and cultured. The resulting sequences of the cloned transgenes will be confirmed after transformation and prior to validation experiments.

Table 1: Gene targets for gene doping in horseracing

Gene Name	Symbol	Function or Related Traits
creatine kinase, muscle	<i>CKM</i>	energy transduction
erythropoietin	<i>EPO</i>	hemopoiesis
fibroblast growth factor 2	<i>FGF2</i>	cell growth, tissue repair
folliculin	<i>FST</i>	muscle growth
growth hormone	<i>GH</i>	growth control
insulin like growth factor 1	<i>IGF-1</i>	systemic body growth stimulation
myostatin	<i>MSTN</i>	muscle growth
phosphoenolpyruvate carboxykinase 1	<i>PCK1</i>	regulation of gluconeogenesis
pyruvate dehydrogenase kinase 4	<i>PDK4</i>	regulation of glucose and fatty acid metabolism
peroxisome proliferator activated receptor delta	<i>PPARD</i>	oxidative capacity (fat metabolism)
vascular endothelial growth factor	<i>VAGF</i>	angiogenesis
zinc finger and AT-hook domain containing	<i>ZFAT</i>	effect on body mass

Budget: Year 1
Equine Gene Doping (0 – 12 Months)

Staffing:

Services Director (30%), annual salary and benefits: \$42,500

Equipment:

Bio Rad Laboratories, Inc.; QX200 Droplet Digital PCR: \$140,000

Thermo Fisher Scientific; Nano Drop One Spectrophotometer: \$12,250

Fisher Scientific; Eppendorf Microcentrifuge 5430: \$5,150

Thermo Fisher Scientific; Qubit™ 4 fluorometer: \$4,100

Supplies and materials:

Bio Rad Laboratories, Inc.; Droplet Reader: \$2,000

Bio Rad Laboratories, Inc.; Droplet DG32 cartridges and oils: \$2,000

Thermo Fisher Scientific; Synthesized equine transgenes, primers and probes: \$6,000

Thermo Fisher Scientific Inc. (dsDNA HS assay kits and reagents): \$2,000

Bio Rad Laboratories, Inc.; Plates, oil, seals, tips and reagents for 5,000 samples: \$25,000

Year 1: Total = \$241,000

Budget: Year 2
Equine Gene Doping (13 – 24 Months)

Staffing:

Services Director (30%), annual salary and benefits: \$45,000

Supplies and materials:

Bio Rad Laboratories, Inc.; Plates, oil, seals, tips and reagents for 10,000 samples: \$50,000

Thermo Fisher Scientific Inc. (dsDNA HS assay kits and reagents): \$4,000

Year 2: Total = \$99,000

Two Year Total = \$340,000



PUBLIC PROTECTION CABINET

Andy Beshear
GOVERNOR
Jacqueline Coleman
LIEUTENANT GOVERNOR

Kentucky Horse Racing Commission
4063 Iron Works Parkway, Building B
Lexington, KY 40511
Phone: (859) 246-2040
Fax: (859) 246-2039

Ray A. Perry
SECRETARY
Jamie Eads
INTERIM EXECUTIVE DIRECTOR
Jonathan Rabinowitz
CHAIRMAN

TO: Kentucky Horse Racing Commission members

FROM: Bruce A. Howard DVM

DATE: October 31, 2022

SUBJECT: Funding of a study titled “Identifying the few racehorses in danger of catastrophic injury from within a larger group classified as being at-risk through the analysis of motion sensor data collected during training and racing” by Dr. Warwick Bayly and Dr. David Lambert.

Dr Lambert has been using a motion sensor to identify and record the “fingerprint” of a horse’s stride, which is the unique biomechanical racing style of a specific horse. Dr Lambert utilizes this data in a comparison to “ideal” horse’s strides. Changes in this stride data can be indicative of soundness issues which may put the horse at risk of injury. Dr. Lambert has used this sensor in Tasmania, Washington State, Kentucky and most recently in New York.

This study will expand the data collection from races to also include collection during morning trainings. This increased data collection will attempt to validate the stride changes noted in the races to those observed in the monitored training sessions.

Dr. Bayly from Washington State University has designed this research project to collect sensor data from approximately 2,000 training sessions and compare them to starts by the individual horses at Churchill Downs.

Horses identified as being at potential risk would then have the opportunity to be evaluated by trainers and their veterinarians with this information, and subsidized advanced diagnostics from the funds in this project. The ultimate hope would be that this study could develop into an accessible tool utilized to prevent injuries in racehorses.

The EDRC at its October 21, 2022 meeting discussed this matter and voted to fund this project at \$128,723.

The KHRC staff would recommend that the KHRC approve the EDRC funding of this project.

KHRC Action:

_____ **Approve**
_____ **Defer**
_____ **Deny**

KENTUCKY HORSE RACING COMISSION
KEDRC Grant Application

NAME OF PI:
Warwick Bayly
Professor, Department of Veterinary Clinical Sciences
Washington State University

TELEPHONE #:
(509) 432-9832

EMAIL:
wmb@wsu.edu

TITLE OF GRANT

Identifying the few racehorses in danger of catastrophic injury from within a larger group classified as being at-risk through the analysis of motion sensor data collected during a race.

AMOUNT REQUESTED **\$128,723**

AGREEMENT

PRINCIPLE INVESTIGATOR INSURANCE

SIGNATURE BY INVESTIGATOR: 

CERTIFICATION OF ACCEPTANCE

MAILING ADDRESS FOR FUND TRANSMITTAL

TABLE OF CONTENTS

Key Professional Personnel Engaged on Project

NAME	POSITION	ORGANIZATION	ROLE & OR INVOLVEMENT
Warwick Bayly	Professor	Washington State University	Principal Investigator
Kevin Donohue	Professor	University of Kentucky	Co-Investigator
Will Farmer	Equine Medical Director	Churchill Downs	Co-Investigator
Susan Stover	Professor	University of California, Davis	Consultant
Scott Palmer	Equine Medical Director	New York State Racing Association	Consultant
David Lambert	StrideSAFE	Midway, KY	Consultant

BUDGET

Category	Description	\$/Unit	# Units	Total \$
Labor	WSU student to input survey data ^a	\$15/hr	100	1,500
	12% benefits ^b			180
	Full time on-site technician, Churchill Downs ^c	\$4,000/mo	2 mo	8,000
	Technical support for sensor upkeep, file uploads and downloads ^d	\$25/hr	128 hrs	3,200
			Subtotal	\$12,880
Analyses	Track survey and set up of geo fence for GPS inputs ^e	\$1,000		1,000
	Race day file acquisition, analyses and report generation ^f	\$35/horse	2000	70,000
	Breezing file acquisition, analyses and report generation ^f	\$35/horse	100	3,500
	Statistical analysis	\$140/hr	40	5,600
			Subtotal	\$80,100
Veterinary	Advanced diagnostic imaging subsidy ^g	\$1,500/horse	10 horses	15,000
Equipment	Laptop	\$2,000	1	2,000
	Saddlecloths ^h	\$54 each	15	810
Travel	Trips from Pullman to Louisville ⁱ	\$1,325	2	2,750
	Mileage between Lexington and Louisville ^j	\$0.585/mile	2,400	1,404
Miscellaneous	Technician's track license	\$50	1	50
	Dropbox rental	\$13.50/mo	2	27
	Publication costs	\$2,000	1	2,000
			Subtotal	\$24,041
TOTAL DIRECT COSTS				\$117,021
Indirect costs @10%				\$11,702
TOTAL				\$128,723

Budget Notes

^aA student will be employed to input data to spreadsheets reflecting flag status associated with each race a horse runs, the findings related to veterinary evaluations and subsequent progress made by the horse.

^bWashington State law requires that student labor be paid benefits at this rate

^cA technician will have to be onsite to ensure the sensors perform all the tasks associated with the successful acquisition of data during races and its subsequent uploading for analysis of each horse's race file.

^dOnce files are uploaded from Churchill Downs, additional processing oversight will be required by a technical specialist. In addition, sensors must be serviced on a regular basis and periodically changed out.

^ethe technology cannot work without the input of accurate survey data related to Churchill Downs;

eg, the length of the straights and turns. This is essential for the GPS component of the technology. It is a one-time expense that enables the technology to be used repeatedly for as long as the track layout remains unchanged.

^fCosts reflect depreciation on sensors (real cost 40 sensors x \$3,000 ea = \$120,000), cost of programming details of each runner (50-100 horses) for next day's racing into the system. (This is done by programmers in Australia the evening before a race day.) Upon completion of a race-day, the data from the on-site laptop is checked for accuracy and completion and posted to DropBox. This work is performed by a computer engineer. If any files are incomplete, then this engineer revisits the data files so as to complete the reporting process. This happens every day and could involve checking 50-100 per evening. Every red flag data file and single stride data set is scrutinized and an individual report written. This is done by a veterinarian in Sweden so that it is available by 6:00 AM EST in Kentucky. The costs of all these tasks are included in the price of \$35/run.

^gIn some cases where the skeletal problem responsible for a red flag is suspected to be above the elbow or stifle, advanced imaging, such as that associated with scintigraphy may be indicated. In order to encourage implementation of an indicated advanced imaging modality, we are proposing to subsidize the cost of this procedure so as to optimize the likelihood of definitively diagnosing the cause of the horse's red flag

^hSaddlecloths with pockets in which to place the sensors must be specially made.

ⁱ2 trips are anticipated for the PI between WSU and Churchill Downs. Budget reflects airline, accommodation, meals and ground transportation costs.

^jTechnical servicing of sensors will be done in Lexington. Multiple trips (≈ 15) between Lexington and Louisville will be required.

The Research Problem

The single biggest challenge facing Thoroughbred racing today is that of catastrophic injury and fatality. Using principles founded in engineering and computer science, a system that identifies about 90% of horses at greatest risk of incurring one of these injuries has been developed and validated (see Background section below). It is known from the initial evaluation of more than 6,500 race starts that about 12% of horses racing on any given day will have racing strides during some or all of the race that are sufficiently abnormal to result in them being classified or “red flagged” as being at high risk for future fatal injury. Not all these horses incur such injuries if they keep racing and training. Some have other musculoskeletal problems that can be identified and treated, and some briefly demonstrate these characteristics due to an incident during the race. However, within the group of horses deemed to be at the highest risk every race day, it can be expected that 8% could eventually suffer a fatal injury if they continue to race and train.

Ideally, every red flagged horse would receive a thorough clinical diagnostic workup. However, this would be logistically challenging or impossible, depending on their number, because such workups are very time consuming if done properly, and potentially costly, especially at tracks that have a lot of races each week. Imposing this additional workload on these horses’ regular veterinarians would likely be more than they can manage. **How to effectively process all the “red flagged” horses** in order to identify those at highest risk while also ensuring that ailments effecting the other animals in the group are diagnosed and treated, is the crux of the research problem that this study aims to address. Our goal is to develop a protocol that enables these highest risk horses to be identified.

Ideally, 6,000 runs would be tested and each of the resulting 700 red flags would be examined in detail. Within the resources available this is clearly not possible so the research team intends to test 2,000 horses which will then result in 240 red flags. Even then the numbers will need to be reduced so the intention is to work in detail on the 20-30 red flagged horses which are deemed to be at the greatest risk. However, given the significance of results thus far we feel it is our ethical responsibility to notify all recipients of a red flag and that their horse may possibly be in danger. Coincidental to the study, each red flagged horse will receive a report and letter of explanation to persuade them to take particular care of the horse in question.

Background

Preliminary Studies

Since the cluster of fatalities in California in the winter of 2018/2019 some racing jurisdictions have introduced new welfare-based rules and in so doing have dropped the fatality rate by as much as 40%. Laudable as this is, it has not been enough and it has become clear that eliminating or significantly reducing the remaining 60% of fatalities was an elusive task because the horses destined to suffer these injuries cannot not be effectively identified by any of the currently

available means; ie, they appear sound at the trot and slow motion videorecordings of their gait during races also fail to identify gait aberrations in these horses .

StrideSAFE LLC is a company that has developed a sophisticated technology with which to address this problem of identifying horses with otherwise undetectable potentially fatal skeletal pathology. The company is owned in part by Kentucky veterinarians, scientists, and horsemen who have combined their established skill sets, expertise and databases to specifically invent a way to find the horses at gravest risk of suffering the remaining 60% of fatalities. The rationale behind their thinking was as follows. Everywhere in life where something could break, e.g., a bridge falls down or a building collapses, sensors are used to detect what cannot be seen and, in so doing, provide an advanced warning of catastrophe. StrideSAFE's creators reasoned that the right sensors on a horse during a race could potentially do the same.

The sensor system which evolved, and which will be used in the proposed study has been used 6,616 times at NYRA tracks over the last year. In the Australian state of Tasmania, it has been used to accurately time races 40,000 times over the last 9 years.

A 3 ounce sensor is held in a pocket on the underside of the saddle cloth and records all the up and down, forward and backward, and side-to-side movements, no matter how subtle, that a horse makes in the entirety of a race. This data is stored by the sensor and downloaded as soon as it is removed from the saddle cloth. After download, data is analyzed immediately post-race and each horse is placed in one of three categories.

- Green flagged horses show no biomechanical changes outside of the norm for that horse or that population of horses. Data has already shown that 72% of green flagged horses will return to racing within a normal time frame.
- Amber flagged horses show biomechanical changes which could represent the beginning of an underlying pathology and unsoundness. 5% of horses which eventually die from a catastrophic injury will have had an amber flag in an earlier race.
- Red flagged horses are the critical ones, as they are showing significant biomechanical changes when running at high speed. Results gathered in American races have already shown that these horses are at high risk of imminent skeletal failure and death. 90% of horses which subsequently suffer a fatal injury while racing or breezing have had a Red Flag warning in an earlier race.

It is now clear that analysis of the data from these sensors can definitely identify horses which are going to break down if they continue to train and race. Furthermore, it can do this up to several weeks before the fatal event occurs, depending on the underlying pathology. In NYRA data set from August 2021 to April 2022, of 20 horses which subsequently were euthanized on account of their musculoskeletal injuries, 18 (90%) were correctly identified. In one case this was 12 weeks before the fatal event. However, the sensor system is but a screening tool and approximately 10-12% of all runners on any particular day will also receive red flag alerts. This

is because the StrideSAFE analysis program will red flag any horse that exhibits sufficiently abnormal strides during the course of a race, regardless of whether these strides persist for a few seconds or the entirety of the race. It is how to identify the most vulnerable individual horse(s) from amongst those few with suspect sensor data that is the subject of this research proposal. Therefore, one goal of this grant application is to develop a protocol that will achieve this goal and to share it with, and teach it to, those racing authorities and veterinarians responsible for the welfare of these racehorses.

Fig 1. The StrideSAFE sensor



Assessment of Forces Imposed on the Skelton at Racing Speeds

Data Collection- The Sensors

Data is collected 800 times/second in the dorso-ventral (up and down) plane, the mediolateral (side to side) plane and the longitudinal (front to back) plane by sensors that weigh only 3 ounces and are about the size of an iPhone (Fig1). **This means 2400 data points are collected every second throughout a race.**

At racing speed, a horse is running very close to the limits its bone lengths and joint flexibility will permit. Consequently, each horse has a unique biomechanical racing style which in this case is termed its racing “fingerprint.” When a horse feels any discomfort at high speed it attempts to avoid this discomfort and this avoidance behavior results in a change in the racing fingerprint. These changes are very rapid, of the magnitude of 10msec sec or less, and although invisible to the naked eye, are easily detected by an 800Hz accelerometer system because it is recording a data point in all 3 planes every 1.25msec. It is worthy of note that at racing speed, in one hundredth of a second a horse has already moved 6 inches.

Data files are encrypted uploaded to the Cloud and downloaded by the analytical software.

Data from the sensor can be displayed graphically. As an example, Figure 2 below shows the data from a sound 2-yr-old in its first 10 strides out of the starting gate. The large peaks are the forces measured by the sensor during the time the front legs are on the ground. The pattern of these strides represents the normal, sound stride fingerprint for this two-year-old.

Figure 3 below shows the same 2-yr-old in its third race 6 weeks later. It is immediately clear that the fingerprint has changed dramatically. The horse continued with this damaged stride for 70 seconds before the cannon broke and both horse and rider went down. The jockey was able to resume riding the next day, but the horse was euthanized. Using this data, here is a horse which might have been saved had it worn the sensor in its previous race and breeze(s). Before being allowed to start, the horse was passed as sound and although the jockey felt nothing when riding to post, the horse still died. This case typifies the problem confronting the racing industry while

also clearly illustrating the potential for how the problem can be averted through the appropriate use of this sensor technology to create what is called the Welfare Index.

Data Analysis– The Welfare Index

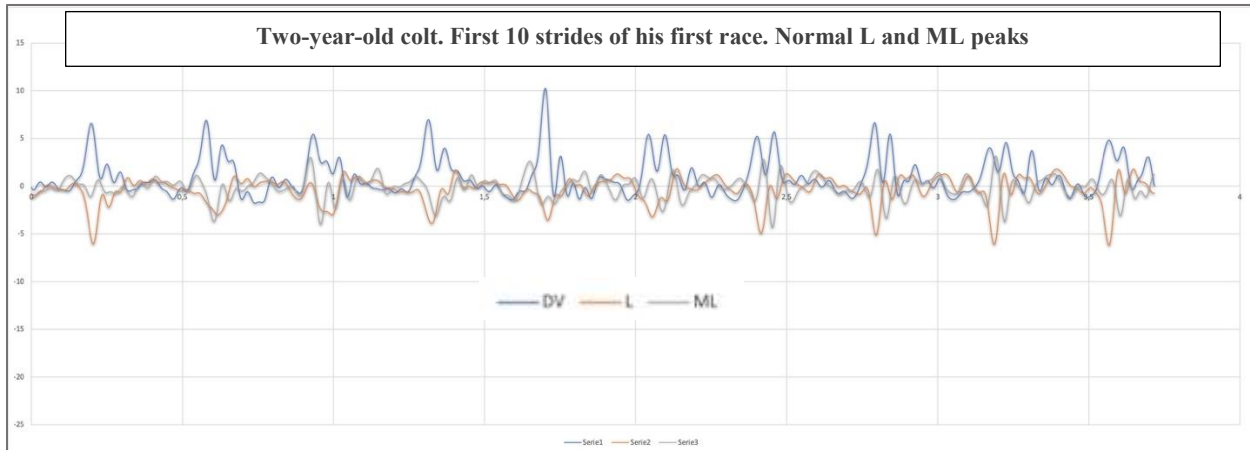


Fig 2. Normal stride pattern for a 2-yr-old leaving the starting gate. The forces in each plane are color coded as per the legend. D=dorsoventral, L=longitudinal, ML=mediolateral.

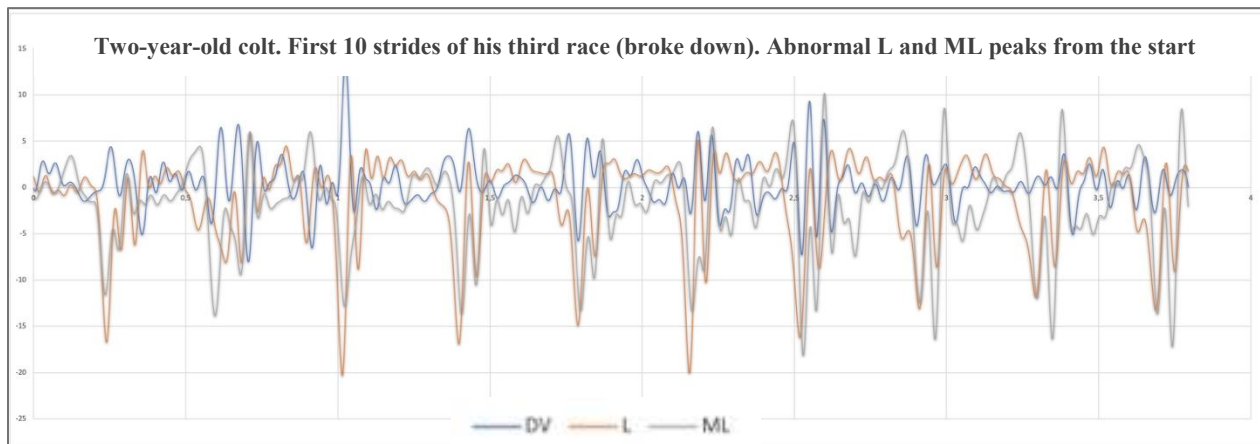


Fig 3. The same horse as shown in Figure 2 six weeks later.

To further improve the sensitivity of the sensor technology as a screening tool, the stride fingerprint of any test horse is also compared to the stride fingerprint of an ideal, sound horse. Furthermore, single stride comparisons are also made on data from the turns when the horse is having to combat centrifugal force. Mathematical modeling has compiled all this data into a Welfare Index, and this is reported to the track veterinarian. The Welfare Index is presented as a number between 0 and 8 with an additional group rated 8 and above. These numbers reflect the number of standard deviations by which data from a given horse deviates from the data of the

ideal stride of a sound horse. The higher the Welfare Index the greater is the risk to the horse. Horses rated 0-1.9 are given a green flag and have exhibited no abnormal findings. Horses rated 2-2.9 are given an amber flag, and these horses are showing some unusual findings which could be the early sign of an injury. Finally, horses rated 3 or above receive a red flag warning. At this point the changes are becoming severe, injury could be more serious and 90% of future fatal fracture cases will be found amongst red flagged horses. However, because not all horses receiving a red flag are at high risk of future injury, a process must be developed by which horses that are not at risk are identified, while those that are receive thorough diagnostic workups and their previously unidentified pathologies are diagnosed. The overall objective of this study is to develop and validate such a protocol and, ultimately, to teach other veterinarians how to use the StrideSAFE technology, to interpret the graphs it generates, and to apply the resultant protocol to identify the most at-risk horses and diagnose their problems thereby preventing a catastrophe and reducing the incidence of fatal injuries associated with Thoroughbred training and racing.

First Hypothesis and Objective

It has been widely reported that 85% of catastrophic injuries are due to pre-existing pathology. This pre-existing pathology likely creates discomfort and pain at racing speeds and the resultant rapid compensatory pain avoidance or mitigation movements can be detected and recorded by accelerometers in the sensors. **The hypothesis to be tested is that even though these horses passed a pre-race veterinary examination, once alerted to the fact that sensors have flagged a horse as being at high-risk, veterinarians should then be able to find this pathology** and so protect these horses from future catastrophic injury and death.

This objective will be achieved by testing this hypothesis in order to identify a step-by-step protocol by which: 1) false red flags can first be identified and removed from the red flag pool, and then 2) the problems afflicting the remaining red flagged horses are identified from veterinary clinical examinations and ancillary advanced imaging technologies.

Second Hypothesis and Objective

A second hypothesis to be tested is that data collected during a breeze correlates strongly with data collected during a race. The objective of testing this hypothesis is to document and demonstrate the extent to which this is true and the extent to which the algorithms creating the Welfare Index can be effectively applied to breezing data.

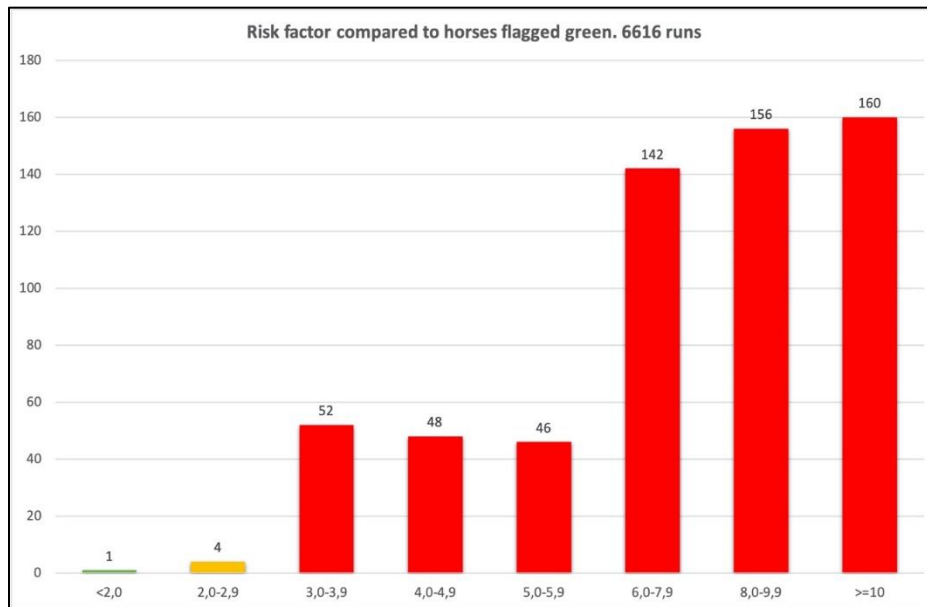
Justification

It is a sobering observation that big institutions like Sea World have had to seriously limit their activities while circuses and greyhound racing have gone forever. All this has been as a result of

attacks by the same forces attacking horse racing right now. Clearly the Thoroughbred industry must both do better and be seen to do better. The best opportunity to do so involves using the technology developed by StrideSAFE. This technology has clearly demonstrated that it can identify horses whose gait deviates even briefly from the norm during a race. It should also be able to do so during breezes, but this remains to be confirmed. Given that as many fatal injuries occur during fast training works as racing, this must happen soon.

Some horses that receive red flags during races do not have life-threatening pathologies. In some cases these horses are truly “false reds” having taken abnormal steps after being bumped, hitting a starting gate, or suddenly pulled off the heels of another horse for instance. Others have definite injuries that require rehabilitation or might lead to retirement but are not necessarily life threatening. Then there are those which are at high-risk and for whom continued training and racing and training jeopardizes their lives. While identifying horses that take strides that generate a Welfare Index ≥ 3 is a major step in the right direction with respect to greatly reducing the incidence of racing fatalities, developing a means by which veterinarians can expeditiously sort through the red flagged horses to identify those with life threatening pathologies is an essential next step in this process. That is why this study needs to be undertaken.

As the following figures indicate, special attention must be paid to horses with a post-race Welfare Index of ≥ 6 . These horses are most at risk and most worrying, because they appeared sound on the pre-race examination. The most recent data produced by StrideSAFE provides the



basis for this statement. The first bar chart (Fig. 4) shows the results of a study of 6,616 runs made by horses racing at Saratoga, Belmont, and Aqueduct. This population contained 27 horses, 20 of which were subsequently euthanized and 7 of which survived but with career ending injuries.

Figure 4. Relative risk factor of suffering a fatal injury in relation to Welfare Index based on findings from 6,616 races.

Figure 4 shows a measure of the risk factor when a green flag is allocated a factor of 1. **Horses with a red flag Welfare Index ≥ 6 have a 142-160 times greater chance of suffering a fatal or career ending injury** than do those receiving a green flag, and the risk factor continues to increase as the Welfare Index gets higher. If ever there was compelling data to justify the pursuit of the proposed research, this is it!

The following bar chart (Fig. 5) looks at the same 6,616 starts in a slightly different way. It reflects the percentage incidence of fatal or serious injury at each level of the Welfare Index. Overall, this means that horses which receive a Welfare Index score ≥ 6 had a 1 in 13 chance of sustaining a serious injury. Hopefully at this point the justification for the proposed study to design a protocol to find the at-risk horse becomes self-evident.

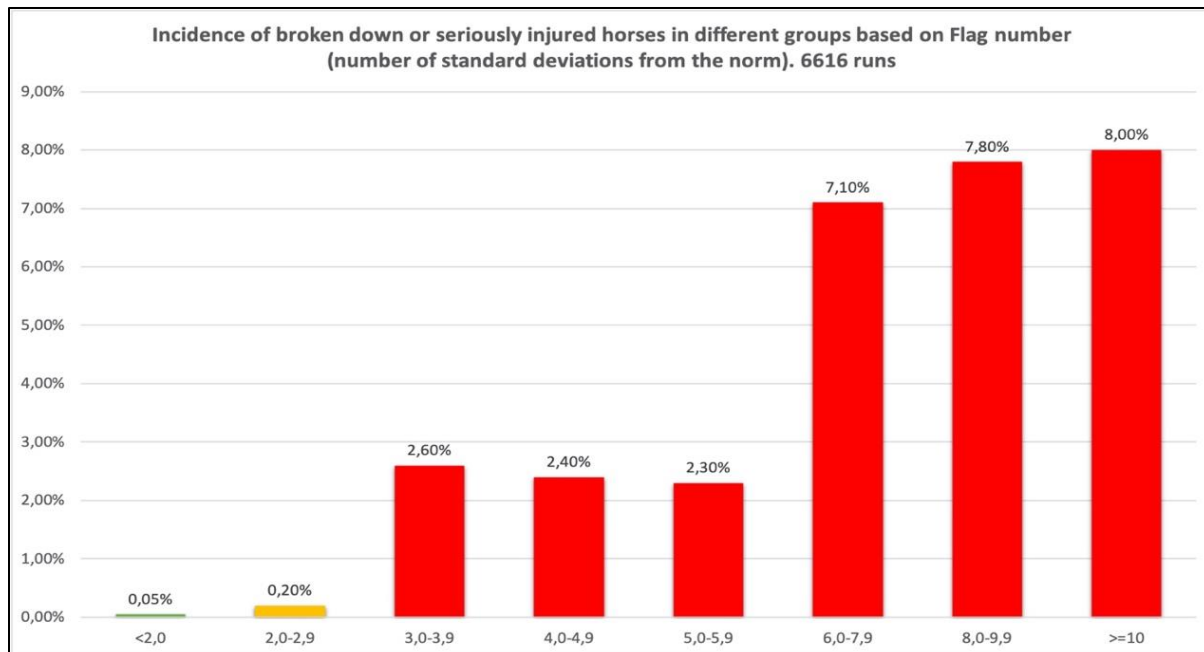


Figure 5. The odds of horses sustaining a fatal or career ending injury in relation to the Welfare Index.

The Thoroughbred racing industry also needs to know the extent to which breezing data can be relied upon to add to the welfare protocols. The case of the two-year-old in Figures 1 and 2 above is a case in point. The horse was sound in an earlier race and then breezed twice before taking part in the race in which it subsequently died. If breezing data can be relied upon and if this horse had been carrying sensors and received a red flag in a breeze, its life may have been saved.

In creating the Welfare Index from races, data is sampled from different locations around the track. The relationship between turn(s) and back straight data is very important. In a race, data from the home straight is not used as it changes too much according to how tired the horse is and how hard it is being ridden to win. Breezes are different, however. They are shorter and involve fewer horses which are not tired or ridden as hard down the home straight. Enlightened trainers

have been asking consistently about the relationship between racing and breeding data and have been pressing for sensors to be made available for breeding workouts. Therefore, before the objective associated with the hypothesis related to breeding can be pursued, the appropriate locations at which to sample data during breezes of different distances will have to be determined. This will be critical in the future if breeding data is ever to be used as part of any program to protect horses from catastrophic injury.

Experimental Design

Objective I. To identify a step-by-step protocol by which: 1) false red flags can first be identified and removed from the red flag pool, and then 2) the problems afflicting the remaining red flagged horses are identified from veterinary clinical examinations and ancillary advanced imaging technologies.

Churchill Downs Inc. had agreed to grant access to its races and permission will be sought from the Kentucky Racing Commission to run the study at Churchill Downs. Ideally, the project is planned to begin at the November meet beginning on October 31st, 2022. A technician will be hired full time and trained by StrideSAFE staff to operate the system at the races. Before that the track will have to be accurately surveyed in order to ensure that GPS coordinates are accurately entered into the sensors. The survey is a one-time undertaking and will be performed by Co-I, Dr. Kevin Donohue.

Churchill Downs Inc has agreed to provide saddle cloths containing the required pocket for the sensor. Sensors will be allocated to each horse in each race using StrideSAFE pre-race software. The StrideSAFE technician will have a workstation in the vicinity of the jockeys' room. He or she will place the sensor in the saddle cloth pocket and the valet will take that saddle cloth and saddle the horse in the usual way. The sensors are programmed to be activated by a satellite signal to begin collecting data 5 minutes before post time. This feature can be manually overridden in the event of a sudden change to the programmed post time. After the race the saddle cloths will be returned to the jockeys' room and the workstation in the normal way and the sensor removed before the saddle cloth is washed. The sensor will be downloaded to the workstation computer and electronically wiped clean before being placed in the recharging box for later use. All the data will be encrypted throughout and at the end of the race day it will all be uploaded to the Cloud. Reports will be produced locally on a laptop dedicated to this project.

Data analysis will run automatically on StrideSAFE proprietary software and the resulting report in the form of a flag color, and associated data, will generated for each horse. Three examples of these Welfare Reports are shown as Exhibits A, B and C in the supplementary section. The reports will be posted to a Dropbox account so that the PI and Co-I and Drs. Farmer, Stover and Palmer can each access all the data in close to real time. If Churchill Downs Inc has the ability to

text or email every trainer, then each trainer will also receive their horses' Welfare Reports after each race. A letter explaining the data will accompany each report.

Fatal injuries occur in about 1.5 in 1,000 race starts. Therefore, any study of racing fatalities inevitably requires race derived data from a large number of horses. Similarly, collecting data from insufficient numbers jeopardizes the likelihood of a successful study outcome.

Unfortunately, with large numbers comes more expense. So, whereas 6,000 runs would be ideal, 2,000 race runs and 100 breeding runs should be sufficient to achieve a meaningful result. 2,000 runs will produce about 200 red flags and in that group, there should be 3 horses which are in danger of a catastrophic injury and others at risk of a career-ending injury.

Following receipt of a red flag, the first step in the follow up process will be to review the horse's sensor file to determine when the stride aberrations first occurred and their duration. To facilitate this there will be a detailed report on the horse's stride pattern at key location throughout the race. This will involve matching the sensor GPS data with the timing of the race's replay to determine whether there were extenuating circumstances that led to the red flag. The jockey and trainer will also be interviewed to help evaluate whether they were aware of any events that may have caused the horse to take these bad strides. In virtually all these cases, the file is expected to show that the duration of the deviation from normal strides was short lived, and the horse recovered its normal stride pattern later in the race. The prior history of the horse in light of the known epidemiology of catastrophic injuries will also be investigated and included in the analysis. This information will help determine if a horse should or should not advance to the next step in the protocol, an examination by the clinical veterinarian responsible for the welfare of the horse. It is expected that at least 15% of the red flags will be eliminated from the need for further examination after reviewing this information. Another 40-50% of the red flagged horses will be obviously sore or lame when they return to the barn after the race.

The proposed next step will entail a veterinary lameness examination of the rest of the red flagged runners. Some will have a problem identified on the basis of palpation and nerve blocks of the lower limb(s). Others will require a more intense and advanced evaluation, particularly of the upper body. In such cases, the PI, Co-I and consultants will decide if the horse should be offered the \$1,500 subsidy for ongoing advanced diagnostics.

Some trainers/owners will be supportive while others will not. By subsidizing the occasional use of more advanced tests we hope to increase the numbers to help bring the study to a successful conclusion. Dr. Farmer, Professor Stover, and Professor Bayly will determine which cases should be offered subsidized veterinary assistance. Trainer, veterinarian, and owner cooperation and compliance will be noted and reported anonymously in the statistical analysis of the results. This will help assess the extent to which owners and trainers will attend to their horses once they are made aware that they are at high risk of a major injury.

It is anticipated that no more than 30 horses of the initial 200 or so red flagged horses will need lengthy and in-depth diagnostic workups and about a third of these (n=10) will need advanced imaging of the areas above the elbow and stifle. It is expected that all or the majority of these horses will have a Welfare Index ≥ 6 and special attention will be paid to ensure that they are appropriately evaluated given the very high-risk factor associated with Welfare Index scores of these magnitudes.

Objective II. To document and demonstrate the extent to which breezing stride data correlates with that recorded during races, and the extent to which the algorithms creating the Welfare Index can be effectively applied to breezing data.

The same technician hired to operate the sensor system at the races (Objective 1) will operate the system when the morning breezing workouts take place. Welfare Index cores and Reports will be generated associated with each breeze using the same algorithms developed for analysis of files recorded during races.

Leading trainer Dale Romans has agreed to make all the horses under his care at Churchill Downs available for this study. Should it become necessary leading owner Ron Winchell and his trainer Steve Asmussen have also volunteered their horses. Within the time frame of this study as many horses as possible will be tested during workouts and the data correlated with racing data on the same horses when available. In Mr. Roman's estimation his stable will provide about 30 breezes per week and from those there will be 6 races per week. The study therefore calls for 100 breezes to correlate with about 20 race runs. Each run for each horse will be issued with a post-race Welfare Report as described above in reference to Objective I.

For Objective 2 breezing and racing data on the same horse will be compared mathematically. Within each stride, which takes about 0.42 seconds, there are 151 measurements which contribute to the formation of the Welfare Index which is the basis of the flag color assigned to each horse. The range of variability of strides taken in the race will be compared to those strides taken in the breeze. From this will come an understanding of how reliable breezing data is in comparison to Welfare Index generated from races.

Statistical Analysis

All data and results contained in the Welfare Reports and of post-race and post-breezing evaluations will be analyzed to create a summary report representing the distribution of the different flag categories and the incidence of diagnosable pathologies and other outcomes from post-race evaluations of red flagged horses. Dr. Farmer will meet with the trainers to discuss these findings. The recording and reporting of results will be handled in such a way as to achieve the objectives of the study while at the same time ensuring the safety of those horses found to be at highest risk. Additional statistical investigations will be undertaken to build on the association between Welfare Index scores and the risk of major injury determined by StrideSAFE.

Anticipated Outcomes

Objective I.

Based upon the established normal incidence of red flags, the number of red flag results for this project can be predicted in advance and the resulting workload is both predictable and manageable. In this instance the study anticipates around 200 Red Flags with 20-30 in the super high-risk category with a Welfare Index and 6 or greater.

Veterinary lameness protocols are similarly established so for the most part examinations will be straightforward. What is going to be more problematic is the diagnosis by the clinical veterinarians of any of the more unusual fracture sites. Will the veterinarians be able to identify pre-fracture pathology in the pelvis, the dorsal spines of lumbar vertebrae, the upper shafts of the humerus and femur and the scapula etc.? There is a danger some will be missed without advanced imaging capability, so the budget includes funds to subsidize or pay for tests like bone scans to encourage participants to utilize these critical modalities. One component of achieving this study objective is to determine the circumstances under which one of these less available testing procedures should be recommended. Once the study has documented the percentage incidence of high-risk red flags and the percentage of these which require advanced diagnostic imaging, racetracks and veterinary hospitals alike will be able to make informed decisions regarding whether or not to purchase the appropriate equipment.

Another important outcome from this study will be learning how to best identify those horses which do not need any advanced veterinary intervention. Being able to do so reliably will significantly lower costs to owners and trainers.

Objective II

A few 2-year-olds have already been followed from breezing data to track data and the relationship seems clear. However, more case studies are needed before data can be correlated in a meaningful way, published and relied upon. Knowing how to interpret breezing data for newcomers to the track, understanding the relationship between breezing and post-race data for suspect horses and, particularly, for horses already on the vet's list is going to be very important for the industry in the long term. Completing the breezing study as described should fulfill this deficit in our current knowledge base.

Having data from breezes will also give trainers a far better insight into their horses' soundness issues. From the moment a horse first comes into their barn trainers will be able to determine and monitor its biomechanical status. Similarly, being able to catch minor athletic ailments when they first occur early in a horse's training career will enable the trainers to stay ahead of many of the welfare issues which are presently of concern to the industry. Doing so will also be very consistent with the stated aims of HISA.

Benefits to the Industry

The benefits of this program are many. Kentucky will be seen as taking its rightful place as #1 in Thoroughbred racing welfare practices. This is a totally new field in veterinary racehorse medicine so there are no guidelines, no textbooks advising vets what to do when high speed data says something is wrong and the horse gets a red flag. Publishing case histories and designing protocols should get the industry enthusiastic about race-day biometric reports. Leading trainers and veterinarians are already keen to utilize these tests and so lead the industry out of the almost indefensible position in which it presently finds itself.

By flagging the very first instance of high-speed unsoundness a trainer is given an opportunity to intervene, protect the horse and bring about healing. By catching any racing-related unsoundness early, a horse's racing career will be prolonged, which is an advantage for all concerned. When owners become aware that horse welfare is one of the benefits of racing in Kentucky then they will be encouraged to send their horses here to race and train there. This would be particularly relevant for 2-year-old training.

Having racing and breeding data on horses on the vet's list will help the regulatory veterinarians to work closely with the trainer when the horse breezes again on its way back to racing. In a similar way, breeding and racing data put the regulatory vet and the trainer on the same page. Data will define the status of the horse and this data will be available equally to the trainer and the regulatory vets. Over time, confrontations based purely on opinions should disappear and data driven decisions upon which everyone can agree, and upon which national standards can be agreed upon, will contribute to the humane management and racing of all horses.

Correlating breeding data with subsequent racing data will eventually lead to the most desirable point of knowing in advance that every horse entered in a race is doing so on a basis of a green flag. With, for example, 20 green flags in the gate for the Kentucky Derby we will be as close as we can to an assurance that every horse and every rider will return safely.

In the longer term these studies will also lessen the risk for jockeys. Having measures of the levels of risk and for that risk to become very low could encourage insurance companies to offer better policies to the jockeys. Preliminary discussions along these lines are already underway.

Finally, in a nutshell, the biggest benefit of completing this and, if indicated, future studies that build on the findings of this one is that horses' lives will be saved and some jockeys may be saved from a life in a wheelchair.

Potential Pitfalls

Although it is not expected, it is possible that getting sensor files from 2,000 runs will not generate as many high-risk red flags as the existing data indicates it should. It is possible that

events could serendipitously conspire in such a way for there to be fewer or none of the usual high-risk Welfare Index score skeletal cases found from the 2,000 race runs. 2,000 horses were chosen as a suitable balance point between likelihood of orthopedic cases and costs of testing. The likelihood of a successful outcome is high but low incidence of fractures, not guaranteed.

A second pitfall is the possible lack of co-operation from trainers and the owners. Dr. Farmer anticipates a meeting with the trainers and circulating literature describing the project to help in getting their buy-in. This is a way in which Kentucky racing can lead the nation in racehorse welfare and through public support we hope to gather more trainer support. Veterinarians too will be encouraged to cooperate and in so doing support the industry and their profession. If supported, this study can open the door to a solution for catastrophic injury in racing.

Supplementary Information

Exhibit A

Exhibit A- Race 2, Belmont Park, Sat Oct 30, 2021, 1 1/16 mile































Horse Name	Index	Link to Details
Horse 1	  	Bar Chart
Horse 2	  	Bar Chart
Horse 3	  	Bar Chart
Horse 4	  	Bar Chart
Horse 5	  	Bar Chart
Horse 6	  	Bar Chart
Horse 7	  	Bar Chart
Horse 8	  	Bar Chart
Horse 9	  	Bar Chart
Horse 10	  	Bar Chart

Exhibit B

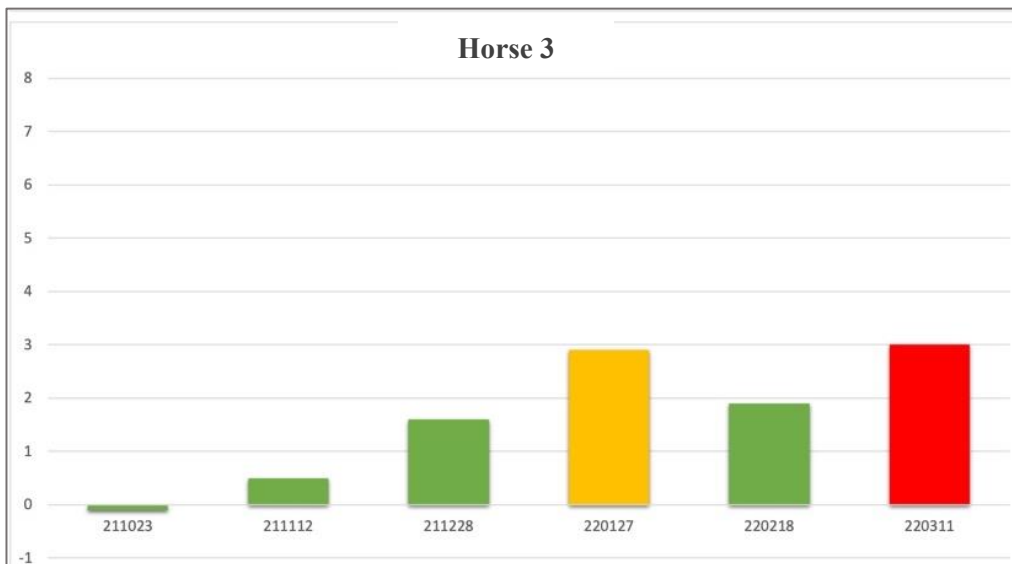
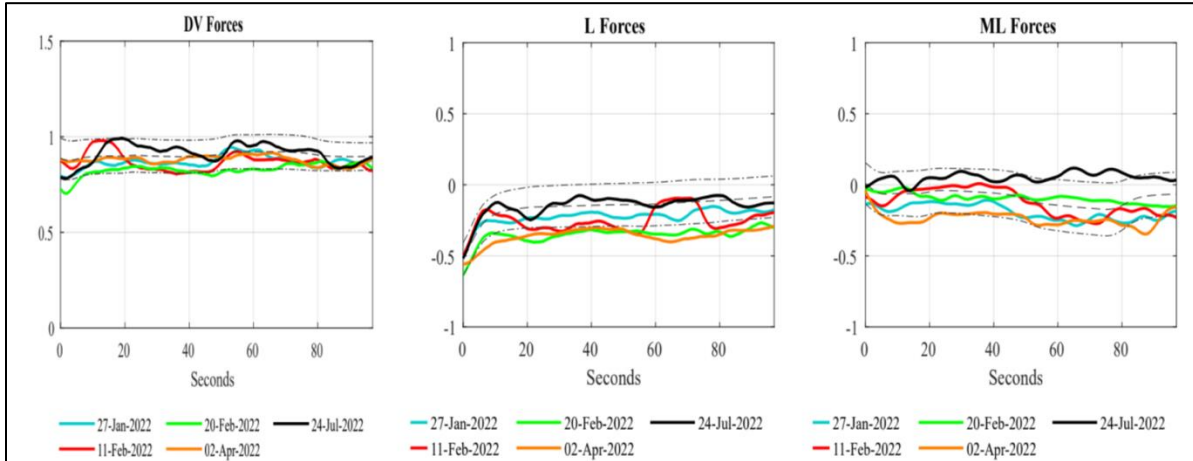


Exhibit C

Lifetime Balance History



Although beyond the scope of this project, in the longer term, as is illustrated above, up to six races can eventually be plotted for each horse. These longitudinal reports will provide the trainer with the opportunity to follow a horse's musculoskeletal health over several months.



Andy Beshear
GOVERNOR
Jacqueline Coleman
LIEUTENANT GOVERNOR

PUBLIC PROTECTION CABINET

Kentucky Horse Racing Commission
4063 Iron Works Parkway, Building B
Lexington, KY 40511
Phone: (859) 246-2040
Fax: (859) 246-2039

Ray A. Perry
SECRETARY
Jamie Eads
INTERIM EXECUTIVE DIRECTOR
Jonathan Rabinowitz
CHAIRMAN

TO: KENTUCKY HORSE RACING COMMISSION

FROM: Jennifer Wolsing, General Counsel
Shan Dutta, Deputy General Counsel

DATE: September 12, 2022

**RE: RATIFICATION OF INTERIM EXECUTIVE DIRECTOR JAMIE EADS’
APPROVAL OF KENTUCKY DOWNS LLC’S REQUEST TO AMEND
SECTION R OF ITS 2022 APPLICATION TO AMEND RACE
DATES/TIMES**

In its application for a 2022 license, Kentucky Downs LLC sought and received an award of numerous racing dates in 2022. Due to inclement weather and rainstorms, Kentucky Downs LLC lost two (2) racing dates. To make up for the lost race dates, Kentucky Downs LLC requested to move its entire Sunday, September 4, 2022 card to Monday, September 5, 2022, and to move its remaining 9 races on Sunday September 12, 2022 card to Monday, September 13, 2022. Post time remained the same for both requests.

Kentucky Downs LLC’s request does not change any host track status. In addition, Kentucky Downs LLC received consent from the Kentucky Thoroughbred Owners & Breeders, Inc., as well as the Kentucky Horsemen’s Benevolent and Protective Association. This request was approved by KHRC Interim Executive Director Jamie Eads, due to the need for a speedy approval to allow Kentucky Downs LLC to prepare for its new race date. Kentucky Downs Racetrack seeks ratification of that decision.

The Commission may approve shifted race dates.

Per our review of Kentucky statutes and regulations, nothing prohibits the Commission from approving an association to add one (1) awarded race date. This request presents a clear application of KRS 230.300(5), which allows the Commission to award additional racing dates to make up for dates cancelled due to “reason of flood, fire, inclement weather, or other natural disaster or emergency.” (emphasis added)

The concern that drives the statutory time limit on awarding race dates — “to prevent ongoing battles for dates,” 1978-79 Ky. Op. Att’y Gen. 2-538 (1979) — is not present here. Keeneland has already been awarded live racing dates in September 2022. In addition, the



PUBLIC PROTECTION CABINET

Andy Beshear
GOVERNOR
Jacqueline Coleman
LIEUTENANT GOVERNOR

Kentucky Horse Racing Commission
4063 Iron Works Parkway, Building B
Lexington, KY 40511
Phone: (859) 246-2040
Fax: (859) 246-2039

Ray A. Perry
SECRETARY
Jamie Eads
INTERIM EXECUTIVE DIRECTOR
Jonathan Rabinowitz
CHAIRMAN

proposed amendment is supported by Marty Maline, the Executive Director for the Kentucky Horsemen’s Benevolent and Protective Association.

The KHRC staff recommends ratification of Interim Executive Director Jamie Eads’ approval of changing the race date for Kentucky Downs LLC.

COMMISSION ACTION:

- _____ Approve
- _____ Deny
- _____ Defer

Kentucky Horse Racing Commission
Jamie Eads Executive Director
4079 Ironworks Pkwy
Lexington, KY 40511


Sept 3, 2022

Dear Jamie,

Per our conversation today, due to a Saturday storm that gave us nearly 3 inches of rain, Kentucky Downs has requested moving its entire Sunday September 4th card to Monday September 5th. Post time will remain at 12:25pm.

Thank you for your assistance in this matter.

Sincerely,



Ted Nicholson
Vice President of Racing

RECEIVED

SEP 03 2022

Kentucky Horse Racing Commission

Kentucky Horse Racing Commission
Jamie Eads Executive Director
4079 Ironworks Pkwy
Lexington, KY 40511

Sept 12, 2022

Dear Jamie,

Per our conversation today, due to a Sunday storm yesterday, Kentucky Downs has requested moving its remaining 9 races to a new race card with races 1-9 in a new program Tuesday, September 13th. Post time will remain at 12:25pm.

Thank you for your assistance in this matter.

Sincerely,

Ted Nicholson
Vice President of Racing

RECEIVED

SEP 12 2022

Kentucky Horse Racing Commission



PUBLIC PROTECTION CABINET

Andy Beshear
GOVERNOR

Jacqueline Coleman
LIEUTENANT GOVERNOR

Kentucky Horse Racing Commission
4063 Iron Works Parkway, Building B
Lexington, KY 40511
Phone: (859) 246-2040
Fax: (859) 246-2039

Ray A. Perry
SECRETARY

Jamie Eads
INTERIM EXECUTIVE DIRECTOR

Jonathan Rabinowitz
CHAIRMAN

TO: Kentucky Horse Racing Commission
FROM: Waqas Ahmed, Interim Deputy Executive Director
DATE: October 27, 2022

RE: Change of Control for ECL Corbin, LLC

On October 26, 2021, the Kentucky Horse Racing Commission (“KHRC”) unanimously approved an initial license application to conduct live horse racing, simulcasting and pari-mutuel wagering for ECL Corbin, LLC d/b/a Cumberland Run. The KHRC has received a racing association change of control submitted on behalf of Cumberland Run Racetrack, which includes proposed nominal and substantive transfers of its' minority units. Due to the confidential nature of the proposed transfers, the material related to this change of control is available for review by the KHRC members at the KHRC office.

Cumberland Run is a licensed harness racetrack that is currently under construction in Corbin, KY. In August 2022, the racetrack launched its non-contiguous track facility in Williamsburg, KY. In total, approximately \$75 million has been invested in both facilities. The facility saw a total historical horse racing pari-mutuel handle of over \$26 million during its first month of operation with an average of 445 terminals.

This change of control will not alter or amend any race dates as requested by Cumberland Run in its renewal license application for calendar year 2023. It should be noted that any material alteration to the grounds or facilities after a license has been issued, regardless of any subsequent change(s) of control, must be approved by the KHRC or its executive director, if designated by the KHRC.

Chairman Jonathan Rabinowitz and KHRC staff have reviewed the change of control submitted on behalf of ECL Corbin. The KHRC staff recommends approval of this change of control with the following conditions:

1. The applicant must continue to provide the KHRC with any future requests for information that may arise in relation to this change of control;
2. The licensee must amend its application to conduct live racing, simulcast and pari-mutuel wagering for calendar year 2023, should it learn of any changes to the information provided because of this transfer; and,
3. The applicant must provide proper notice and request advance approval, as appropriate

Please note that the KHRC maintains the authority to amend or supplement the above conditions at any time.

COMMISSION ACTION:

_____	Approve
_____	Defer
_____	Deny



PUBLIC PROTECTION CABINET

Andy Beshear
GOVERNOR

Jacqueline Coleman
LIEUTENANT GOVERNOR

Kentucky Horse Racing Commission
4063 Iron Works Parkway, Building B
Lexington, KY 40511
Phone: (859) 246-2040
Fax: (859) 246-2039

Ray A. Perry
SECRETARY

Jamie Eads
INTERIM EXECUTIVE DIRECTOR

Jonathan Rabinowitz
CHAIRMAN

TO: Kentucky Horse Racing Commission
FROM: Shan Dutta, Deputy General Counsel
DATE: October 27, 2022

RE: Change of Control for Revolutionary Racing Kentucky, LLC

On July 26, 2022, the Kentucky Horse Racing Commission (“KHRC”) unanimously approved an initial license application to conduct live horse racing and pari-mutuel wagering for Revolutionary Racing Kentucky, LLC (“Revolutionary Racing Kentucky”). The KHRC subsequently received racing association changes of control submitted on behalf of Cumberland Run Racetrack by RRKY Acquisition, LLC, a wholly owned subsidiary of EBCI Holding, LLC and ELS-RRKY Holdings, LLC, a wholly owned subsidiary of ELS Gaming, LLC. Revolutionary Racing Kentucky is currently owned and operated by Prentice Salter and the Lucas Family Trust. For more information regarding the initial application, please refer to the meeting materials published on the KHRC website for July 26, 2022. The changes of control and amended filings thereto propose the following transfers of ownership to the entities:

- 51% of Prentice Salter and the Lucas Family Trust’s membership interests be transferred to ELS-RRKY Holdings, LLC; and,
- 49% of Prentice Salter and the Lucas Family Trust’s membership interests be transferred to RRKY Acquisition, LLC.

Revolutionary Racing Kentucky broke ground on October 28, 2022, in Ashland, KY and will operate a non-contiguous track facility in same. The parties have agreed to invest at least \$55 million in the racetrack and its facilities. For calendar year 2023, Revolutionary Racing Kentucky has applied for six race dates to conduct quarter horse racing.

EBCI Holding, LLC is the gaming arm of the Eastern Band of Cherokee Indians that operates in North Carolina. It has extensive partnerships in the gaming industry, most notably with Caesars Entertainment. ELS Gaming, LLC is an affiliate of the current owners of Revolutionary Racing Kentucky and has a diversified portfolio of gaming operations that include online historical horse racing and partnerships in other gaming ventures.

Chairman Jonathan Rabinowitz and the KHRC staff have reviewed the changes of control submitted on behalf of Revolutionary Racing Kentucky. The KHRC staff recommends approval of these changes of controls, as set forth above, with the following conditions:

1. Any future transfers of ownership shall be performed as set forth in 810 KAR 3:010;
2. Provide the KHRC with copies of the documents and agreements submitted in relation to these changes of control within 24-hours of execution by all parties;
3. Provide the KHRC with a detailed summary and current events surround the development of facilities, the race meet and operations proposed on a monthly basis, beginning December 1, 2022.

Please note that the Commission maintains the authority to amend or supplement the above conditions.

COMMISSION ACTION

_____	Approve
_____	Defer
_____	Deny



Andy Beshear
GOVERNOR
Jacqueline Coleman
LIEUTENANT GOVERNOR

PUBLIC PROTECTION CABINET

Kentucky Horse Racing Commission
4063 Iron Works Parkway, Building B
Lexington, KY 40511
Phone: (859) 246-2040
Fax: (859) 246-2039

Ray A. Perry
SECRETARY
Jamie Eads
INTERIM EXECUTIVE DIRECTOR
Jonathan Rabinowitz
CHAIRMAN

TO: Kentucky Horse Racing Commission
FROM: Waqas Ahmed, Interim Deputy Executive Director
DATE: October 29, 2022

RE: Licenses to Conduct Live Horse Racing, Simulcasting, and Pari-Mutuel Wagering for 2023

Pursuant to KRS 230.377(2), the Kentucky Horse Racing Commission (“KHRC”) must meet and award intertrack wagering dates to all associations for the following calendar year. KRS 230.280(2) and KRS 230.300(1) outline criteria against which the KHRC may deem an applicant’s suitability. In particular, the KHRC may issue a license to conduct horse racing if the applicant meets the statutory requirements and the KHRC “finds that the proposed conduct of racing by the association would be in the best interest of the public health, safety, and welfare of the immediate community as well as to the Commonwealth.” Further, KRS 230.377(3) permits the KHRC to license no more than nine (9) tracks for horse racing, intertrack wagering, and simulcasting.

The following summarizes the operations proposed by each association in its application for a renewal license to conduct live horse racing, simulcasting, and/or pari-mutuel wagering for the calendar year 2023. A copy of each requested application will be provided to the Commissioners or made available for review at the KHRC office.

KHRC staff has reviewed nine (9) applications under KRS Chapter 230 and Title 810 of Kentucky Administrative Regulations. A calendar of the race dates proposed by all nine applicants has been attached.

Churchill Downs Racetrack, LLC (“Churchill Downs”)

Churchill Downs is a thoroughbred racetrack located in Louisville, Kentucky. Churchill Downs was restructured as a limited liability company in 2013 and is a subsidiary of Churchill Downs, Inc. Churchill Downs currently conducts simulcasting and pari-mutuel wagering on live horse racing. Churchill Downs also conducts simulcasting and pari-mutuel wagering on historical horse racing at Derby City Gaming, its’ contiguous track facility. Additionally, Churchill Downs recently unveiled its plans to offer pari-mutuel wagering on historical horse racing at a non-

contiguous track facility in Louisville, Kentucky. A request related to this non-contiguous track facility will be submitted by Churchill Downs once more information is available. Each of the required consent letters for simulcasting has been received from the KHBPA and KTA/KTOB, in accordance with KRS 230.377 and KRS 230.3771. The KHRC staff recommends approval of Churchill Downs' application, race dates, and optional race dates as shown in the attached exhibit.

ECL Corbin, LLC (“Cumberland Run”)

Upon completion of its facilities, Cumberland Run will be a harness racetrack located in Corbin, Kentucky. Cumberland Run was formed in 2020 as a limited liability company in Delaware and is currently authorized to do business in the Commonwealth of Kentucky. As of the date of this memorandum, Cumberland Run has two principal organizations with a substantive interest: ECL Entertainment, LLC and Keeneland Association, Inc. Cumberland Run is a sister limited liability company to Kentucky Downs, LLC, a wholly owned subsidiary of ECL Entertainment, LLC. Cumberland Run conducted its Fall 2022 race dates at an alternate racetrack, similar to the race meeting held in Summer 2021. The required consent letter for simulcasting has been received from the KHHA, in accordance with KRS 230.377 and KRS 230.3771. On August 29, 2022, Cumberland Run launched a non-contiguous track facility in Williamsburg, Kentucky. It is expected that the racetrack will conduct races at the Corbin location in 2023. The KHRC staff recommends approval of Cumberland Run's application and race dates as shown in the attached exhibit.

Ellis Entertainment, LLC (“Ellis Park”)

Ellis Park is a thoroughbred racetrack located in Henderson, Kentucky. Ellis Park will be restructured this year after a recent change of ownership. On September 20, 2022, Ellis Park was approved for a 100% transfer of membership interests from Laguna Development Corporation to Churchill Downs Incorporated. Subsequently, Ellis Park amended its application to reflect the expected ownership upon closing. Specific conditions related to this transaction can be found in the September 20, 2022, meeting materials on the KHRC's website. Ellis Park currently conducts simulcasting and pari-mutuel wagering on live and historical horse racing, in addition to its racing operation. Ellis Park is approved to conduct pari-mutuel wagering on historical horse racing at a non-contiguous track facility. Each of the required consent letters for simulcasting has been received from the KHBPA and KTA/KTOB, in accordance with KRS 230.377 and KRS 230.3771. The KHRC staff recommends approval of Ellis Park's application, race dates, and optional race dates, as shown in the attached exhibit.

Keeneland Association, Inc. (“Keeneland”)

Keeneland is a thoroughbred racetrack located in Lexington, Kentucky. Keeneland was incorporated in 1935 by a group of horsemen and restructured several times after that. Keeneland has one parent that owns a substantive interest of 96%: Keeneland Trustees, Inc. In 2021, Keeneland currently conducts simulcasting and pari-mutuel wagering on live horse racing, in addition to its racing operation. Keeneland is part of a joint-venture agreement with Lexington Trots Breeders Association, LLC in relation to historical horse racing conducted by the harness racetrack. Keeneland receives proceeds because of this joint-venture agreement. Additionally, Keeneland offers simulcast wagering at a leased facility at Red Mile when not running a live race meet. Each of the required consent letters for simulcasting has been received from the KHBPA and KTA/KTOB, in accordance with KRS 230.377 and KRS 230.3771. The KHRC staff

recommends approval of Keeneland's application and race dates as shown in the attached exhibit.

Kentucky Downs, LLC ("Kentucky Downs")

Kentucky Downs is a thoroughbred racetrack located in Franklin, Kentucky. Kentucky Downs was restructured in 2018 as a limited liability company following a change in ownership. Kentucky Downs is a wholly owned subsidiary of ECL Entertainment, LLC. ECL Entertainment, LLC is also a principal of ECL Corbin. Kentucky Downs currently conducts simulcasting and pari-mutuel wagering on live and historical horse racing, in addition to its racing operation. Kentucky Downs also conducts simulcasting and pari-mutuel wagering on historical horse racing at its non-contiguous track facility in Bowling Green. This facility was approved by the KHRC on February 20, 2021. Each of the required consent letters for simulcasting has been received from the KHBPA and KTA/KTOB, in accordance with KRS 230.377 and KRS 230.3771. The KHRC staff recommends approval of Kentucky Downs' application, race dates, and optional race dates as shown in the attached exhibit.

WKY Development, LLC ("Oak Grove")

Oak Grove is a harness racetrack located in Oak Grove, Kentucky. Oak Grove was formed in 2017 as a limited liability company and is a wholly owned subsidiary of Churchill Downs, Inc. Oak Grove currently conducts simulcasting and pari-mutuel wagering on live and historical horse racing, in addition to its racing operation. The required consent letter for simulcasting has been received from the KHA, in accordance with KRS 230.377 and KRS 230.3771. The KHRC staff recommends approval of Oak Grove's application, race dates, and optional race dates as shown in the attached exhibit.

Lexington Trots Breeders Association, LLC ("Red Mile")

Red Mile is a harness racetrack located in Lexington, Kentucky. Red Mile was restructured in 2000 as a limited liability company. Red Mile currently conducts simulcasting and pari-mutuel wagering on live racing. Red Mile also conducts pari-mutuel wagering on historical horse racing and receives proceeds thereon because of a joint-venture agreement with Keeneland. The Red Mile plans to operate a hotel at its main track facility in Lexington, Kentucky. The required consent letter for simulcasting has been received from the KHHA, in accordance with KRS 230.377 and KRS 230.3771. The KHRC staff recommends approval of The Red Mile's application and race dates as shown in the attached exhibit.

Revolutionary Racing Kentucky, LLC ("Revolutionary Racing Kentucky")

On July 26, 2022, the KHRC licensed Revolutionary Racing Kentucky to conduct simulcasting and pari-mutuel wagering. Since its' initial application and conditional approval, Boyd County Downs has amended its application and provided supplemental material, including proposed race dates, in response to the conditions set forth by the KHRC. In its initial application, Boyd County Downs proposed to conduct quarter-horse racing in Ashland, KY. The required consent letter for simulcasting has been received from the KQHA, in addition to a letter of support from the KHBPA. The KHRC staff recommends approval of the race dates requested for 2023 and to be conducted at Red Mile.

Turfway Park, LLC ("Turfway Park")

Turfway Park is a thoroughbred racetrack located in Florence, Kentucky. Turfway Park was

formed as a limited liability company in 1998 and recently went through a change of ownership. Turfway Park is now a wholly owned subsidiary of Churchill Downs, Inc. Turfway Park conducts simulcasting and pari-mutuel wagering on live racing at the newly renovated facility in Florence. Turfway Park also conducts simulcasting and pari-mutuel wagering on live and historical horse racing at its non-contiguous facility: Newport Racing and Gaming. Each of the required consent letters for simulcasting has been received from the KHBPA and KTA/KTOB, in accordance with KRS 230.377 and KRS 230.3771. The KHRC staff recommends approval of Turfway Park's application, race dates and optional race dates as shown in the attached exhibit.

Race Dates Proposed

Thoroughbred Track	2022	2023
Churchill Downs	70	79
Ellis Park	24	24
Keeneland	34	32
Kentucky Downs	7	7
Turfway Park	59	69
Grand Total	194	211

	2022	2023
ECL Corbin	12	12
Oak Grove	30	30
Red Mile	30	32
Revolutionary Racing Kentucky		6
Grand Total	72	80

COMMISSION ACTION

- _____ Approve
- _____ Defer
- _____ Deny

Race Dates

All Racetracks

January 2023

Sunday	Monday	Tuesday	Wednesday	Thursday	Friday	Saturday
<u>1</u> Turfway Park Race Date	<u>2</u>	<u>3</u>	<u>4</u> Turfway Park Race Date	<u>5</u> Turfway Park Race Date	<u>6</u> Turfway Park Race Date	<u>7</u> Turfway Park Race Date
<u>8</u> Turfway Park Optional	<u>9</u>	<u>10</u>	<u>11</u> Turfway Park Race Date	<u>12</u> Turfway Park Race Date	<u>13</u> Turfway Park Race Date	<u>14</u> Turfway Park Race Date
<u>15</u> Turfway Park Optional	<u>16</u>	<u>17</u>	<u>18</u> Turfway Park Race Date	<u>19</u> Turfway Park Race Date	<u>20</u> Turfway Park Race Date	<u>21</u> Turfway Park Race Date
<u>22</u> Turfway Park Optional	<u>23</u>	<u>24</u>	<u>25</u> Turfway Park Race Date	<u>26</u> Turfway Park Race Date	<u>27</u> Turfway Park Race Date	<u>28</u> Turfway Park Race Date
<u>29</u> Turfway Park Optional	<u>30</u>	<u>31</u>				

February 2023

Sunday	Monday	Tuesday	Wednesday	Thursday	Friday	Saturday
			<u>1</u> Turfway Park Race Date	<u>2</u> Turfway Park Race Date	<u>3</u> Turfway Park Race Date	<u>4</u> Turfway Park Race Date
<u>5</u> Turfway Park Optional	<u>6</u>	<u>7</u>	<u>8</u> Turfway Park Race Date	<u>9</u> Turfway Park Race Date	<u>10</u> Turfway Park Race Date	<u>11</u> Turfway Park Race Date
<u>12</u> Turfway Park Optional	<u>13</u>	<u>14</u>	<u>15</u> Turfway Park Race Date	<u>16</u> Turfway Park Race Date	<u>17</u> Turfway Park Race Date	<u>18</u> Turfway Park Race Date
<u>19</u> Turfway Park Optional	<u>20</u>	<u>21</u>	<u>22</u> Turfway Park Race Date	<u>23</u> Turfway Park Race Date	<u>24</u> Turfway Park Race Date	<u>25</u> Turfway Park Race Date
<u>26</u> Turfway Park Optional	<u>27</u>	<u>28</u>				

March 2023

Sunday	Monday	Tuesday	Wednesday	Thursday	Friday	Saturday
			<u>1</u>	<u>2</u> Turfway Park Race Date	<u>3</u> Turfway Park Race Date	<u>4</u> Turfway Park Race Date
<u>5</u> Turfway Park Optional	<u>6</u>	<u>7</u>	<u>8</u>	<u>9</u> Turfway Park Race Date	<u>10</u> Turfway Park Race Date	<u>11</u> Turfway Park Race Date
<u>12</u> Turfway Park Optional	<u>13</u>	<u>14</u>	<u>15</u>	<u>16</u> Turfway Park Race Date	<u>17</u> Turfway Park Race Date	<u>18</u> Turfway Park Race Date
<u>19</u> Turfway Park Optional	<u>20</u>	<u>21</u>	<u>22</u>	<u>23</u> Turfway Park Race Date	<u>24</u> Turfway Park Race Date	<u>25</u> Turfway Park Race Date
<u>26</u> Turfway Park Optional	<u>27</u>	<u>28</u>	<u>29</u>	<u>30</u> Turfway Park Race Date	<u>31</u> Turfway Park Race Date	

April 2023

Sunday	Monday	Tuesday	Wednesday	Thursday	Friday	Saturday
						<u>1</u> Turfway Park Race Date Revolutionary Racing Kentucky Race Date Red Mile
<u>2</u> Turfway Park Optional Revolutionary Racing Kentucky Race Date Red Mile	<u>3</u> Revolutionary Racing Kentucky Race Date Red Mile	<u>4</u> Revolutionary Racing Kentucky Race Date Red Mile	<u>5</u> Revolutionary Racing Kentucky Race Date Red Mile	<u>6</u> Revolutionary Racing Kentucky Race Date Red Mile	<u>7</u> Keeneland Race Date	<u>8</u> Keeneland Race Date
<u>Easter</u> <u>9</u>	<u>10</u>	<u>11</u>	<u>12</u> Keeneland Race Date	<u>13</u> Keeneland Race Date	<u>14</u> Keeneland Race Date	<u>15</u> Keeneland Race Date
<u>16</u> Keeneland Race Date Oak Grove Race Date	<u>17</u> Oak Grove Race Date	<u>18</u>	<u>19</u> Keeneland Race Date	<u>20</u> Keeneland Race Date	<u>21</u> Keeneland Race Date	<u>22</u> Keeneland Race Date
<u>23</u> Keeneland Race Date Oak Grove Race Date	<u>24</u> Oak Grove Race Date	<u>25</u>	<u>26</u> Keeneland Race Date	<u>27</u> Keeneland Race Date	<u>28</u> Keeneland Race Date	<u>29</u> Churchill Downs Race Date
<u>30</u> Oak Grove Race Date						

May 2023

Sunday	Monday	Tuesday	Wednesday	Thursday	Friday	Saturday
	<u>1</u> Oak Grove Race Date	<u>2</u> Churchill Downs Race Date	<u>3</u> Churchill Downs Race Date	<u>4</u> Churchill Downs Race Date	<u>5</u> Churchill Downs Race Date Kentucky Oaks	<u>6</u> Churchill Downs Race Date Kentucky Derby
<u>7</u> Oak Grove Race Date	<u>8</u> Oak Grove Race Date	<u>9</u>	<u>10</u>	<u>11</u> Churchill Downs Race Date	<u>12</u> Churchill Downs Race Date	<u>13</u> Churchill Downs Race Date
<u>14</u> Churchill Downs Race Date Oak Grove Race Date	<u>15</u> Oak Grove Race Date	<u>16</u>	<u>17</u>	<u>18</u> Churchill Downs Race Date	<u>19</u> Churchill Downs Race Date	<u>20</u> Churchill Downs Race Date
<u>21</u> Churchill Downs Race Date Oak Grove Race Date	<u>22</u> Oak Grove Race Date	<u>23</u>	<u>24</u>	<u>25</u> Churchill Downs Race Date	<u>26</u> Churchill Downs Race Date	<u>27</u> Churchill Downs Race Date
<u>28</u> Churchill Downs Race Date Oak Grove Race Date	<u>29</u> Memorial Day Churchill Downs Race Date Oak Grove Race Date	<u>30</u> Oak Grove Race Date	<u>31</u>			

June 2023

Sunday	Monday	Tuesday	Wednesday	Thursday	Friday	Saturday
				<u>1</u> Churchill Downs Race Date	<u>2</u> Churchill Downs Race Date	<u>3</u> Churchill Downs Race Date
<u>4</u> Churchill Downs Race Date Oak Grove Race Date	<u>5</u> Oak Grove Race Date	<u>6</u> Oak Grove Race Date	<u>7</u> Churchill Downs Race Date	<u>8</u> Churchill Downs Race Date	<u>9</u> Churchill Downs Race Date	<u>10</u> Churchill Downs Race Date
<u>11</u> Churchill Downs Race Date Oak Grove Race Date	<u>12</u> Oak Grove Race Date	<u>13</u> Oak Grove Race Date	<u>14</u> Churchill Downs Race Date	<u>15</u> Churchill Downs Race Date	<u>16</u> Churchill Downs Race Date	<u>17</u> Churchill Downs Race Date
<u>18</u> Churchill Downs Race Date Oak Grove Race Date	<u>19</u> Oak Grove Race Date	<u>20</u> Oak Grove Race Date	<u>21</u> Churchill Downs Race Date	<u>22</u> Churchill Downs Race Date	<u>23</u> Churchill Downs Race Date	<u>24</u> Churchill Downs Race Date
<u>25</u> Churchill Downs Race Date Oak Grove Race Date	<u>26</u> Oak Grove Race Date	<u>27</u> Oak Grove Race Date	<u>28</u> Churchill Downs Race Date	<u>29</u> Churchill Downs Race Date	<u>30</u> Churchill Downs Race Date	

July 2023

Sunday	Monday	Tuesday	Wednesday	Thursday	Friday	Saturday
						<u>1</u> Churchill Downs <small>Race Date</small>
<u>2</u> Churchill Downs <small>Race Date</small> Oak Grove <small>Race Date</small>	<u>3</u> Churchill Downs <small>Race Date</small> Oak Grove <small>Race Date</small>	<u>4</u> <u>Independence Day</u> Ellis Park <small>Optional</small> Oak Grove <small>Race Date</small>	<u>5</u> Ellis Park <small>Optional</small>	<u>6</u> Ellis Park <small>Optional</small>	<u>7</u> Ellis Park <small>Race Date</small>	<u>8</u> Ellis Park <small>Race Date</small>
<u>9</u> Ellis Park <small>Race Date</small>	<u>10</u> Ellis Park <small>Optional</small>	<u>11</u> Ellis Park <small>Optional</small>	<u>12</u> Ellis Park <small>Optional</small>	<u>13</u> Ellis Park <small>Optional</small>	<u>14</u> Ellis Park <small>Race Date</small>	<u>15</u> Ellis Park <small>Race Date</small>
<u>16</u> Ellis Park <small>Race Date</small>	<u>17</u> Ellis Park <small>Optional</small>	<u>18</u> Ellis Park <small>Optional</small>	<u>19</u> Ellis Park <small>Optional</small>	<u>20</u> Ellis Park <small>Optional</small>	<u>21</u> Ellis Park <small>Race Date</small>	<u>22</u> Ellis Park <small>Race Date</small>
<u>23</u> Ellis Park <small>Race Date</small> Red Mile <small>Race Date</small>	<u>24</u> Ellis Park <small>Optional</small> Red Mile <small>Race Date</small>	<u>25</u> Ellis Park <small>Optional</small> Red Mile <small>Race Date</small>	<u>26</u> Ellis Park <small>Optional</small>	<u>27</u> Ellis Park <small>Optional</small>	<u>28</u> Ellis Park <small>Race Date</small>	<u>29</u> Ellis Park <small>Race Date</small>
<u>30</u> Ellis Park <small>Race Date</small> Red Mile	<u>31</u> Ellis Park <small>Optional</small> Red Mile <small>Race Date</small>					

August 2023

Sunday	Monday	Tuesday	Wednesday	Thursday	Friday	Saturday
		<u>1</u> Ellis Park Optional Red Mile Race Date	<u>2</u> Ellis Park Optional	<u>3</u> Ellis Park Optional	<u>4</u> Ellis Park Race Date	<u>5</u> Ellis Park Race Date
<u>6</u> Ellis Park Race Date Red Mile Race Date	<u>7</u> Ellis Park Optional Red Mile Race Date	<u>8</u> Ellis Park Optional Red Mile Race Date	<u>9</u> Ellis Park Optional	<u>10</u> Ellis Park Optional	<u>11</u> Ellis Park Race Date	<u>12</u> Ellis Park Race Date
<u>13</u> Ellis Park Race Date Red Mile Race Date	<u>14</u> Ellis Park Optional Red Mile Race Date	<u>15</u> Ellis Park Optional Red Mile Race Date	<u>16</u> Ellis Park Optional	<u>17</u> Ellis Park Optional	<u>18</u> Ellis Park Race Date	<u>19</u> Ellis Park Race Date
<u>20</u> Ellis Park Race Date Red Mile Race Date	<u>21</u> Ellis Park Optional Red Mile Race Date	<u>22</u> Ellis Park Optional Red Mile Race Date	<u>23</u> Ellis Park Optional	<u>24</u> Ellis Park Optional	<u>25</u> Ellis Park Race Date	<u>26</u> Ellis Park Race Date
<u>27</u> Ellis Park Race Date Red Mile Race Date	<u>28</u> Ellis Park Optional Red Mile Race Date	<u>29</u> Ellis Park Optional Red Mile Race Date	<u>30</u> Ellis Park Optional	<u>31</u> Kentucky Downs Race Date		

September 2023

Sunday	Monday	Tuesday	Wednesday	Thursday	Friday	Saturday
					<u>1</u>	<u>2</u> Kentucky Downs Race Date
<u>3</u> Kentucky Downs Race Date Red Mile Race Date	<u>Labor Day 4</u> Kentucky Downs Optional Red Mile Race Date	<u>5</u> Red Mile Race Date	<u>6</u> Kentucky Downs Optional	<u>7</u> Kentucky Downs Race Date	<u>8</u>	<u>9</u> Kentucky Downs Race Date
<u>10</u> Kentucky Downs Race Date Red Mile Race Date	<u>11</u> Red Mile Race Date	<u>12</u> Red Mile Race Date	<u>13</u> Kentucky Downs Race Date	<u>14</u> Churchill Downs Race Date	<u>15</u> Churchill Downs Race Date	<u>16</u> Churchill Downs Race Date
<u>17</u> Churchill Downs Race Date Red Mile Race Date	<u>18</u> Red Mile Race Date	<u>19</u> Red Mile Race Date	<u>20</u> Churchill Downs Race Date	<u>21</u> Churchill Downs Race Date	<u>22</u> Churchill Downs Race Date	<u>23</u> Churchill Downs Race Date
<u>24</u> Churchill Downs Race Date	<u>25</u>	<u>26</u>	<u>27</u> Churchill Downs Race Date	<u>28</u> Churchill Downs Race Date	<u>29</u> Churchill Downs Race Date Red Mile Race Date	<u>30</u> Churchill Downs Race Date Red Mile Race Date

October 2023

Sunday	Monday	Tuesday	Wednesday	Thursday	Friday	Saturday
<u>1</u> Churchill Downs <small>Race Date</small> Red Mile <small>Race Date</small>	<u>2</u>	<u>3</u>	<u>4</u>	<u>5</u>	<u>6</u> Keeneland <small>Race Date</small> Red Mile <small>Race Date</small>	<u>7</u> Keeneland <small>Race Date</small> Red Mile <small>Race Date</small>
<u>8</u> Keeneland <small>Race Date</small> Red Mile <small>Race Date</small>	<u>9</u>	<u>10</u>	<u>11</u> Keeneland <small>Race Date</small>	<u>12</u> Keeneland <small>Race Date</small>	<u>13</u> Keeneland <small>Race Date</small>	<u>14</u> Keeneland <small>Race Date</small>
<u>15</u> Keeneland <small>Race Date</small> ECL Corbin <small>Race Date</small>	<u>16</u> ECL Corbin <small>Race Date</small>	<u>17</u> ECL Corbin <small>Race Date</small>	<u>18</u> Keeneland <small>Race Date</small>	<u>19</u> Keeneland <small>Race Date</small>	<u>20</u> Keeneland <small>Race Date</small>	<u>21</u> Keeneland <small>Race Date</small>
<u>22</u> Keeneland <small>Race Date</small> ECL Corbin <small>Race Date</small>	<u>23</u> ECL Corbin <small>Race Date</small>	<u>24</u> ECL Corbin <small>Race Date</small>	<u>25</u> Keeneland <small>Race Date</small>	<u>26</u> Keeneland <small>Race Date</small>	<u>27</u> Keeneland <small>Race Date</small>	<u>28</u> Keeneland <small>Race Date</small>
<u>29</u> Churchill Downs <small>Race Date</small> ECL Corbin <small>Race Date</small>	<u>30</u> ECL Corbin <small>Race Date</small>	<u>31</u> ECL Corbin <small>Race Date</small>				

November 2023

Sunday	Monday	Tuesday	Wednesday	Thursday	Friday	Saturday
			<u>1</u> Churchill Downs <small>Race Date</small>	<u>2</u> Churchill Downs <small>Race Date</small>	<u>3</u> Churchill Downs <small>Race Date</small>	<u>4</u> Churchill Downs <small>Race Date</small>
<u>5</u> Churchill Downs <small>Race Date</small> ECL Corbin <small>Race Date</small>	<u>6</u> ECL Corbin <small>Race Date</small>	<u>7</u> ECL Corbin <small>Race Date</small>	<u>8</u> Churchill Downs <small>Race Date</small>	<u>9</u> Churchill Downs <small>Race Date</small>	<u>10</u> Churchill Downs <small>Race Date</small>	<u>11</u> Churchill Downs <small>Race Date</small>
<u>12</u> Churchill Downs <small>Race Date</small>	<u>13</u>	<u>14</u>	<u>15</u> Churchill Downs <small>Race Date</small>	<u>16</u> Churchill Downs <small>Race Date</small>	<u>17</u> Churchill Downs <small>Race Date</small>	<u>18</u> Churchill Downs <small>Race Date</small>
<u>19</u> Churchill Downs <small>Race Date</small>	<u>20</u>	<u>21</u>	<u>22</u> Churchill Downs <small>Race Date</small>	Thanksgiving Day <u>23</u> Churchill Downs <small>Race Date</small>	<u>24</u> Churchill Downs <small>Race Date</small>	<u>25</u> Churchill Downs <small>Race Date</small>
<u>26</u> Churchill Downs <small>Race Date</small>	<u>27</u>	<u>28</u>	<u>29</u> Turfway Park <small>Race Date</small>	<u>30</u> Turfway Park <small>Race Date</small>		

December 2023

Sunday	Monday	Tuesday	Wednesday	Thursday	Friday	Saturday
					<u>1</u> Turfway Park Race Date	<u>2</u> Turfway Park Race Date
<u>3</u> Turfway Park Optional	<u>4</u>	<u>5</u>	<u>6</u> Turfway Park Race Date	<u>7</u> Turfway Park Race Date	<u>8</u> Turfway Park Race Date	<u>9</u> Turfway Park Race Date
<u>10</u> Turfway Park Optional	<u>11</u>	<u>12</u>	<u>13</u> Turfway Park Race Date	<u>14</u> Turfway Park Race Date	<u>15</u> Turfway Park Race Date	<u>16</u> Turfway Park Race Date
<u>17</u> Turfway Park Optional	<u>18</u>	<u>19</u>	<u>20</u> Turfway Park Race Date	<u>21</u> Turfway Park Race Date	<u>22</u> Turfway Park Race Date	<u>23</u> Turfway Park Race Date
<u>Christmas Eve</u> <u>24</u> Turfway Park Optional	<u>Christmas Day</u> <u>25</u>	<u>26</u>	<u>27</u> Turfway Park Race Date	<u>28</u> Turfway Park Race Date	<u>29</u> Turfway Park Race Date	<u>30</u> Turfway Park Race Date
<u>31</u> Turfway Park Race Date						



PUBLIC PROTECTION CABINET

Andy Beshear
GOVERNOR

Jacqueline Coleman
LIEUTENANT GOVERNOR

Kentucky Horse Racing Commission
4063 Iron Works Parkway, Building B
Lexington, KY 40511
Phone: (859) 246-2040
Fax: (859) 246-2039

Ray A. Perry
SECRETARY

Jamie Eads
INTERIM EXECUTIVE DIRECTOR

Jonathan Rabinowitz
CHAIRMAN

TO: ALL COMMISSION MEMBERS
FROM: Drew J. Conners III, Incentives & Development Director, KHRC
DATE: 10/19/2022
SUBJECT: The Kentucky Sire Stakes, Commonwealth, Goldenrod and Mini-Series 2023

The KSDF/KSBIF Advisory Panel met on October 18, 2022 and recommends approval for the following 2023 Kentucky Sire Stakes estimated purse distributions:

Kentucky Sire Stakes (KYSS)

Two-and-Three-Year-Old:

Legs (4): \$80,000
Final: \$400,000

In addition to the purses above, the Advisory Panel recommends early closing events (Commonwealth and Goldenrod) with the following purse distributions:

Commonwealth

Two-and-Three-Year-Old:

Legs (4): \$30,000
Final: \$100,000

Goldenrod

Two-and-Three-Year-Old:

Legs (4): \$15,000
Final: \$50,000

The above three series will be raced at the Red Mile, beginning July 30, 2023 and concluding with the Championship Finals on September 17, 2023 for the KYSS Series, September 18, 2023 for the Commonwealth Series and September 19, 2023 for the Goldenrod series.

The Panel also recommends early closer mini-series with the following purse distributions:

Oak Grove

Two-and-Three-Year-Old:

Legs (2): \$25,000
Finals: \$100,000
Consolations: \$25,000

Four-Year-Old:

Legs (4): \$50,000
Final: \$150,000

ECL at Corbin

Two-and-Three-Year-Old:

Leg (1): \$30,000
Finals: \$70,000

Four-Year-Old:

Legs (1): \$35,000
Final: \$70,000



PUBLIC PROTECTION CABINET

Andy Beshear
GOVERNOR

Kentucky Horse Racing Commission
4063 Iron Works Parkway, Building B
Lexington, KY 40511
Phone: (859) 246-2040
Fax: (859) 246-2039

Ray A. Perry
SECRETARY

Jacqueline Coleman
LIEUTENANT GOVERNOR

Jamie Eads
INTERIM EXECUTIVE DIRECTOR

Jonathan Rabinowitz
CHAIRMAN

The following is a brief description of the KYSS and funding for informational purposes:

Kentucky Sire Stakes (KYSS)

The Kentucky Sire Stakes is a culmination of a month-long series of preliminary races, with the biggest money earners getting a chance to compete in the finals at The Red Mile. The series includes two-and-three-year-old pacers and trotters for both fillies & colts.

Kentucky Standardbred Development Fund (KSDF):

This fund is to promote races and to provide purses for races for Kentucky-bred Standardbred horses. The fund is to be distributed to persons, corporations, or associations operating licensed Standardbred racetracks within Kentucky on an equitable basis, for the purposes of conducting separate races for two and three-year-old fillies and colts, both trotting and pacing. The KSDF receives its revenue under the provisions of KRS 138.510, taxes on pari-mutuel wagering.

Kentucky Standardbred Breeders' Incentive Fund (KSBIF):

The Kentucky Standardbred Breeders' Incentive Fund is financed from the 13% of all receipts collected from the sales and use tax on the fees paid for breeding a stallion to a mare in Kentucky, together with any other money contributed, appropriated, or allocated to the fund from all other sources. The money deposited in the KSBIF is used to provide rewards for breeders or owners of Kentucky-bred Standardbred horses.

Staff Recommends Approval.

COMMISSION ACTION

_____ Approve

_____ Defer

_____ Deny

April 2023

Sunday	Monday	Tuesday	Wednesday	Thursday	Friday	Saturday
26	27	28	29	30	31	1
2	3	4	5	6	7	8
9	10	11	12	13	14	15
16 Oak Grove	17 Oak Grove	18	19	20	21	22
23 Oak Grove 4YO SERIES - LEG 1	24 Oak Grove	25	26	27	28	29
30 Oak Grove	1 (Oak Grove)					

May 2023

April '23							June '23							
S	M	T	W	T	F	S	S	M	T	W	T	F	S	
						1						1	2	3
2	3	4	5	6	7	8	4	5	6	7	8	9	10	
9	10	11	12	13	14	15	11	12	13	14	15	16	17	
16	17	18	19	20	21	22	18	19	20	21	22	23	24	
23	24	25	26	27	28	29	25	26	27	28	29	30		
						30								

Sunday	Monday	Tuesday	Wednesday	Thursday	Friday	Saturday
30 <i>(Oak Grove)</i>	1 Oak Grove 4YO SERIES - LEG 2	2	3	4	5 KY Oaks	6 KY Derby
7 Oak Grove	8 Oak Grove 4YO SERIES - LEG 3	9	10	11	12	13
14 Oak Grove	15 Oak Grove	16	17	18	19	20
21 Oak Grove	22 Oak Grove 4YO SERIES - LEG 4	23	24 Draw entries - Washington 10am EST / 9am CST	25	26	27 KY PROUD: Washington Co. Fair (LEBANON) 1pm EST
28 Oak Grove	29 Oak Grove 4YO SERIES FINALS Memorial Day	30 Oak Grove	31 Draw entries - Mayfield 10am EST / 9am CST	1	2	3
4 <i>(Oak Grove)</i>	5 <i>(Oak Grove)</i>					

June 2023

May '23							July '23						
S	M	T	W	T	F	S	S	M	T	W	T	F	S
	1	2	3	4	5	6							1
7	8	9	10	11	12	13	2	3	4	5	6	7	8
14	15	16	17	18	19	20	9	10	11	12	13	14	15
21	22	23	24	25	26	27	16	17	18	19	20	21	22
28	29	30	31				23	24	25	26	27	28	29
							30	31					

Sunday	Monday	Tuesday	Wednesday	Thursday	Friday	Saturday
28 <i>(Oak Grove)</i>	29 <i>(Oak Grove)</i>	30 <i>(Oak Grove)</i>	31 Draw entries - Mayfield 10am EST / 9am CST	1	2	3 KY PROUD: Purchase District Fair (MAYFIELD) 12pm CST
4 Oak Grove	5 Oak Grove	6 Oak Grove	7 Draw entries for La Center 10am EST / 9am CST	8	9	10 KY PROUD: Ballard Co. Fair (LA CENTER) 1pm CST
11 Oak Grove	12 Oak Grove 2YO SERIES - LEG 1	13 Oak Grove 3YO SERIES - LEG 1	14	15	16	17
18 Oak Grove Draw entries for Paducah 10am EST / 9am CST	19 Oak Grove	20 Oak Grove	21 KY PROUD: McCracken County (PADUCAH) 6:30pm CST	22	23	24
25 Oak Grove 2YO SERIES - LEG 2 Draw entries - Marion 10am EST / 9am CST	26 Oak Grove	27 Oak Grove 3YO SERIES - LEG 2	28 KY PROUD: Marion Co. Fair (LEBANON) 5pm EST	29	30	1
2 <i>(Oak Grove)</i>	3 <i>(Oak Grove)</i>					

July 2023

June '23							August '23						
S	M	T	W	T	F	S	S	M	T	W	T	F	S
				1	2	3			1	2	3	4	5
4	5	6	7	8	9	10	6	7	8	9	10	11	12
11	12	13	14	15	16	17	13	14	15	16	17	18	19
18	19	20	21	22	23	24	20	21	22	23	24	25	26
25	26	27	28	29	30		27	28	29	30	31		

Sunday	Monday	Tuesday	Wednesday	Thursday	Friday	Saturday
25 <i>(Oak Grove)</i>	26 <i>(Oak Grove)</i>	27 <i>(Oak Grove)</i>	28	29	30	1
2 Oak Grove Draw entries - Woodford 10am EST / 9am CST	3 Oak Grove	4 Oak Grove 2YO & 3YO SERIES FINALS Independence Day	5 KY PROUD:Woodford County Fair (LEBANON) 1pm EST	6	7	8
9	10	11	12	13 Draw entries - Mercer 10am EST / 9am CST	14	15
16 KY PROUD: Mercer County Fair (RED MILE) 1PM EST	17	18	19	20 Draw entries - Finals 10am EST / 9am CST	21	22
23 The Red Mile <i>(conditional)</i> KY PROUD FINALS: THE RED MILE 1pm EST	24 The Red Mile <i>(conditional)</i>	25 The Red Mile <i>(conditional)</i>	26	27	28	29
30 The Red Mile KYSS - LEG 1 2YO CT	31 The Red Mile KYSS - LEG 1 2YO FT					

August 2023

July '23							September '23							
S	M	T	W	T	F	S	S	M	T	W	T	F	S	
						1							1	2
2	3	4	5	6	7	8	3	4	5	6	7	8	9	
9	10	11	12	13	14	15	10	11	12	13	14	15	16	
16	17	18	19	20	21	22	17	18	19	20	21	22	23	
23	24	25	26	27	28	29	24	25	26	27	28	29	30	
30	31													

Sunday	Monday	Tuesday	Wednesday	Thursday	Friday	Saturday
30 <i>(The Red Mile)</i>	31 <i>(The Red Mile)</i>	1 The Red Mile KYSS - LEG 1 2YO FP/ 3 YO FT	2	3	4	5
6 The Red Mile KYSS - LEG 1 2YO CP/ 3YO CP	7 The Red Mile KYSS - LEG 1 3YO CT KYSS - LEG 2 2YO CT	8 The Red Mile KYSS - LEG 1 3YO FP	9	10	11	12
13 The Red Mile KYSS - LEG 2 2YO FP/ 3 YO FT	14 The Red Mile KYSS - LEG 2 2YO FT / 3YO CP	15 The Red Mile KYSS - LEG 2 2YO CP / 3YO CT	16	17	18	19
20 The Red Mile KYSS - LEG 2 3YO FP KYSS - LEG 3 2YO CT	21 The Red Mile KYSS - LEG 3 2YO FP	22 The Red Mile KYSS - LEG 3 3YO CP / 3YO FT	23	24	25	26
27 The Red Mile KYSS - LEG 3 2YO CP / 3YO CT	28 The Red Mile KYSS - LEG 3 2YO FT	29 The Red Mile KYSS - LEG 3 3YO FP	30	31	1	2
3 <i>(The Red Mile)</i>	4 <i>(The Red Mile)</i>					

September 2023

August '23							October '23						
S	M	T	W	T	F	S	S	M	T	W	T	F	S
		1	2	3	4	5							
6	7	8	9	10	11	12	8	9	10	11	12	13	14
13	14	15	16	17	18	19	15	16	17	18	19	20	21
20	21	22	23	24	25	26	22	23	24	25	26	27	28
27	28	29	30	31			29	30	31				

Sunday	Monday	Tuesday	Wednesday	Thursday	Friday	Saturday
27 <i>(The Red Mile)</i>	28 <i>(The Red Mile)</i>	29 <i>(The Red Mile)</i>	30	31	1	2
3 The Red Mile KYSS - LEG 4 2YO CT / 2YO FP	4 The Red Mile KYSS - LEG 4 3YO CP / 3YO FT Labor Day	5 The Red Mile KYSS - LEG 4 2YO CP / 2YO FT	6	7	8	9
10 The Red Mile KYSS - LEG 4 3YO CT / 3YO FP	11 The Red Mile	12 The Red Mile	13	14	15	16
17 The Red Mile KYSS CHAMPIONSHIPS	18 The Red Mile COMMONWEALTH CHAMPIONSHIPS	19 The Red Mile GOLDENROD CHAMPIONSHIPS	20	21	22	23
24	25	26	27	28	29 The Red Mile	30 The Red Mile
1	2					

October 2023

September '23							November '23						
S	M	T	W	T	F	S	S	M	T	W	T	F	S
					1	2				1	2	3	4
3	4	5	6	7	8	9	5	6	7	8	9	10	11
10	11	12	13	14	15	16	12	13	14	15	16	17	18
17	18	19	20	21	22	23	19	20	21	22	23	24	25
24	25	26	27	28	29	30	26	27	28	29	30		

Sunday	Monday	Tuesday	Wednesday	Thursday	Friday	Saturday
1 The Red Mile	2	3	4	5	6 The Red Mile	7 The Red Mile
8 The Red Mile	9	10	11	12	13	14
15 ECL Corbin KYSS - LEG 1 2YO FP / 2YO CP	16 ECL Corbin KYSS - LEG 1 2YO FT / 2YO CT	17 ECL Corbin 4YO KYSS - LEG 1	18	19	20	21
22 ECL Corbin KYSS - LEG 1 3YO FP / 3YO CP	23 ECL Corbin KYSS - LEG 1 3YO FT / 3YO CT	24 ECL Corbin 4YO KYSS - FINALS	25	26	27	28
29 ECL Corbin KYSS - FINAL 2YO FP / 2YO CP	30 ECL Corbin KYSS - FINAL 2YO FT / 2YO CT	31 ECL Corbin	1	2	3	4

November 2023

October '23							December '23						
S	M	T	W	T	F	S	S	M	T	W	T	F	S
1	2	3	4	5	6	7						1	2
8	9	10	11	12	13	14	3	4	5	6	7	8	9
15	16	17	18	19	20	21	10	11	12	13	14	15	16
22	23	24	25	26	27	28	17	18	19	20	21	22	23
29	30	31					24	25	26	27	28	29	30
							31						

Sunday	Monday	Tuesday	Wednesday	Thursday	Friday	Saturday
29 <i>(ECL Corbin)</i>	30 <i>(ECL Corbin)</i>	31 <i>(ECL Corbin)</i>	1	2	3	4
5 ECL Corbin KYSS EC FINAL 3YO FP / 3YO CP	6 ECL Corbin KYSS EC FINAL 3YO FT / 3YO CT	7 ECL Corbin	8	9	10	11
12	13	14	15	16	17	18
19	20	21	22	23 <i>Thanksgiving Day</i>	24	25
26	27	28	29	30	1	2
3	4					



PUBLIC PROTECTION CABINET

Andy Beshear
GOVERNOR

Jacqueline Coleman
LIEUTENANT GOVERNOR

Kentucky Horse Racing Commission
4063 Iron Works Parkway, Building B
Lexington, KY 40511
Phone: (859) 246-2040
Fax: (859) 246-2039

Ray A. Perry
SECRETARY

Jamie Eads
INTERIM EXECUTIVE DIRECTOR

Jonathan Rabinowitz
CHAIRMAN

TO: ALL COMMISSION MEMBERS
FROM: Drew J. Conners III, Incentives & Development Director, KHRC
DATE: 10/19/2022
SUBJECT: **The Kentucky Proud Series 2023**

The KSDF/KSBIF Advisory Panel met on October 18, 2022 and recommends continuing to support harness racing at Kentucky County Fairs through the Kentucky Proud Series by providing eight events including a Final with purses of \$1,500 per entry, per division, with a minimum purse of \$6,000 per division, for each event and a Finals purse of \$50,000.

The Panel recommends the following dates and conditions for 2023:

- Saturday, May 27, 2023: Washington Co. Fair (Lebanon)
- Saturday, June 3, 2023: Purchase District Fair (Mayfield)
- Saturday, June 10, 2023: Ballard Co. Fair (LaCenter)
- Wednesday, June 21, 2023: McCracken Co. Fair (Paducah)
- Wednesday, June 28, 2023: Marion Co. Fair (Lebanon)
- Wednesday, July 5, 2023: Woodford Co. Fair (Lebanon)
- Sunday, July 16, 2023: Mercer Co. Fair (Lebanon)
- Saturday, July 23, 2023: KY Proud Finals (Red Mile)

In addition to the purses and race dates, the following conditions are recommended:

To be eligible for the Kentucky Proud Series, the horse must be a two (2) year old or a three (3) year old that is a Kentucky-bred as defined in 810 KAR 7:040 and has met all requirements of 810 KAR 5:080.

Minimum Number of Starts: a horse must have started in at least one-half (50%) of the Kentucky Proud Series to be eligible to race in the Kentucky Proud Series Final.

Number of Starters and Purse Distributions: There shall be no more than two (2) trailers in any race.

- On a one (1) mile track, there shall be ten (10) horses on the gate and the race shall split on eleven (11) horses.
- On a half-mile track there shall be five (5) horses on the gate with two (2) trailers, and the race shall split on eight (8) horses.
- On a five-eighths mile track, there shall be eight (8) horses on the gate and the race shall split on nine (9) horses.



PUBLIC PROTECTION CABINET

Andy Beshear
GOVERNOR

Kentucky Horse Racing Commission
4063 Iron Works Parkway, Building B

Ray A. Perry
SECRETARY

Jacqueline Coleman
LIEUTENANT GOVERNOR

Lexington, KY 40511
Phone: (859) 246-2040
Fax: (859) 246-2039

Jamie Eads
INTERIM EXECUTIVE DIRECTOR

Jonathan Rabinowitz
CHAIRMAN

Fees to Participate in 2023: Paid to the Kentucky Horse Racing Commission except when noted.

1. A nomination fee of fifty (\$50) dollars per horse due on or before March 1, 2023;
2. A sustaining fee of \$200 per horse due on or before May 1, 2023;
3. A starting fee of fifty (\$50) dollars per horse, per race, due at the time of entry paid to the Fair;
and
4. A \$200 payment shall be due at the time of entry for a horse eligible for the finals.

Staff Recommends Approval.

COMMISSION ACTION

_____ Approve

_____ Defer

_____ Deny

April 2023

Sunday	Monday	Tuesday	Wednesday	Thursday	Friday	Saturday
26	27	28	29	30	31	1
2	3	4	5	6	7	8
9	10	11	12	13	14	15
16 Oak Grove	17 Oak Grove	18	19	20	21	22
23 Oak Grove 4YO SERIES - LEG 1	24 Oak Grove	25	26	27	28	29
30 Oak Grove	1 (Oak Grove)					

May 2023

April '23							June '23							
S	M	T	W	T	F	S	S	M	T	W	T	F	S	
						1						1	2	3
2	3	4	5	6	7	8	4	5	6	7	8	9	10	
9	10	11	12	13	14	15	11	12	13	14	15	16	17	
16	17	18	19	20	21	22	18	19	20	21	22	23	24	
23	24	25	26	27	28	29	25	26	27	28	29	30		
						30								

Sunday	Monday	Tuesday	Wednesday	Thursday	Friday	Saturday
30 <i>(Oak Grove)</i>	1 Oak Grove 4YO SERIES - LEG 2	2	3	4	5 KY Oaks	6 KY Derby
7 Oak Grove	8 Oak Grove 4YO SERIES - LEG 3	9	10	11	12	13
14 Oak Grove	15 Oak Grove	16	17	18	19	20
21 Oak Grove	22 Oak Grove 4YO SERIES - LEG 4	23	24 Draw entries - Washington 10am EST / 9am CST	25	26	27 KY PROUD: Washington Co. Fair (LEBANON) 1pm EST
28 Oak Grove	29 Oak Grove 4YO SERIES FINALS Memorial Day	30 Oak Grove	31 Draw entries - Mayfield 10am EST / 9am CST	1	2	3
4 <i>(Oak Grove)</i>	5 <i>(Oak Grove)</i>					

June 2023

May '23							July '23						
S	M	T	W	T	F	S	S	M	T	W	T	F	S
	1	2	3	4	5	6							1
7	8	9	10	11	12	13	2	3	4	5	6	7	8
14	15	16	17	18	19	20	9	10	11	12	13	14	15
21	22	23	24	25	26	27	16	17	18	19	20	21	22
28	29	30	31				23	24	25	26	27	28	29
							30	31					

Sunday	Monday	Tuesday	Wednesday	Thursday	Friday	Saturday
28 <i>(Oak Grove)</i>	29 <i>(Oak Grove)</i>	30 <i>(Oak Grove)</i>	31 Draw entries - Mayfield 10am EST / 9am CST	1	2	3 KY PROUD: Purchase District Fair (MAYFIELD) 12pm CST
4 Oak Grove	5 Oak Grove	6 Oak Grove	7 Draw entries for La Center 10am EST / 9am CST	8	9	10 KY PROUD: Ballard Co. Fair (LA CENTER) 1pm CST
11 Oak Grove	12 Oak Grove 2YO SERIES - LEG 1	13 Oak Grove 3YO SERIES - LEG 1	14	15	16	17
18 Oak Grove Draw entries for Paducah 10am EST / 9am CST	19 Oak Grove	20 Oak Grove	21 KY PROUD: McCracken County (PADUCAH) 6:30pm CST	22	23	24
25 Oak Grove 2YO SERIES - LEG 2 Draw entries - Marion 10am EST / 9am CST	26 Oak Grove	27 Oak Grove 3YO SERIES - LEG 2	28 KY PROUD: Marion Co. Fair (LEBANON) 5pm EST	29	30	1
2 <i>(Oak Grove)</i>	3 <i>(Oak Grove)</i>					

July 2023

June '23							August '23						
S	M	T	W	T	F	S	S	M	T	W	T	F	S
				1	2	3			1	2	3	4	5
4	5	6	7	8	9	10	6	7	8	9	10	11	12
11	12	13	14	15	16	17	13	14	15	16	17	18	19
18	19	20	21	22	23	24	20	21	22	23	24	25	26
25	26	27	28	29	30		27	28	29	30	31		

Sunday	Monday	Tuesday	Wednesday	Thursday	Friday	Saturday
25 <i>(Oak Grove)</i>	26 <i>(Oak Grove)</i>	27 <i>(Oak Grove)</i>	28	29	30	1
2 Oak Grove Draw entries - Woodford 10am EST / 9am CST	3 Oak Grove	4 Oak Grove 2YO & 3YO SERIES FINALS Independence Day	5 KY PROUD:Woodford County Fair (LEBANON) 1pm EST	6	7	8
9	10	11	12	13 Draw entries - Mercer 10am EST / 9am CST	14	15
16 KY PROUD: Mercer County Fair (RED MILE) 1PM EST	17	18	19	20 Draw entries - Finals 10am EST / 9am CST	21	22
23 The Red Mile <i>(conditional)</i> KY PROUD FINALS: THE RED MILE 1pm EST	24 The Red Mile <i>(conditional)</i>	25 The Red Mile <i>(conditional)</i>	26	27	28	29
30 The Red Mile KYSS - LEG 1 2YO CT	31 The Red Mile KYSS - LEG 1 2YO FT					

August 2023

July '23							September '23							
S	M	T	W	T	F	S	S	M	T	W	T	F	S	
						1							1	2
2	3	4	5	6	7	8	3	4	5	6	7	8	9	
9	10	11	12	13	14	15	10	11	12	13	14	15	16	
16	17	18	19	20	21	22	17	18	19	20	21	22	23	
23	24	25	26	27	28	29	24	25	26	27	28	29	30	
30	31													

Sunday	Monday	Tuesday	Wednesday	Thursday	Friday	Saturday
30 <i>(The Red Mile)</i>	31 <i>(The Red Mile)</i>	1 The Red Mile KYSS - LEG 1 2YO FP/ 3 YO FT	2	3	4	5
6 The Red Mile KYSS - LEG 1 2YO CP/ 3YO CP	7 The Red Mile KYSS - LEG 1 3YO CT KYSS - LEG 2 2YO CT	8 The Red Mile KYSS - LEG 1 3YO FP	9	10	11	12
13 The Red Mile KYSS - LEG 2 2YO FP/ 3 YO FT	14 The Red Mile KYSS - LEG 2 2YO FT / 3YO CP	15 The Red Mile KYSS - LEG 2 2YO CP / 3YO CT	16	17	18	19
20 The Red Mile KYSS - LEG 2 3YO FP KYSS - LEG 3 2YO CT	21 The Red Mile KYSS - LEG 3 2YO FP	22 The Red Mile KYSS - LEG 3 3YO CP / 3YO FT	23	24	25	26
27 The Red Mile KYSS - LEG 3 2YO CP / 3YO CT	28 The Red Mile KYSS - LEG 3 2YO FT	29 The Red Mile KYSS - LEG 3 3YO FP	30	31	1	2
3 <i>(The Red Mile)</i>	4 <i>(The Red Mile)</i>					

September 2023

August '23							October '23						
S	M	T	W	T	F	S	S	M	T	W	T	F	S
		1	2	3	4	5							
6	7	8	9	10	11	12	8	9	10	11	12	13	14
13	14	15	16	17	18	19	15	16	17	18	19	20	21
20	21	22	23	24	25	26	22	23	24	25	26	27	28
27	28	29	30	31			29	30	31				

Sunday	Monday	Tuesday	Wednesday	Thursday	Friday	Saturday
27 <i>(The Red Mile)</i>	28 <i>(The Red Mile)</i>	29 <i>(The Red Mile)</i>	30	31	1	2
3 The Red Mile KYSS - LEG 4 2YO CT / 2YO FP	4 The Red Mile KYSS - LEG 4 3YO CP / 3YO FT Labor Day	5 The Red Mile KYSS - LEG 4 2YO CP / 2YO FT	6	7	8	9
10 The Red Mile KYSS - LEG 4 3YO CT / 3YO FP	11 The Red Mile	12 The Red Mile	13	14	15	16
17 The Red Mile KYSS CHAMPIONSHIPS	18 The Red Mile COMMONWEALTH CHAMPIONSHIPS	19 The Red Mile GOLDENROD CHAMPIONSHIPS	20	21	22	23
24	25	26	27	28	29 The Red Mile	30 The Red Mile
1	2					

October 2023

September '23							November '23						
S	M	T	W	T	F	S	S	M	T	W	T	F	S
					1	2				1	2	3	4
3	4	5	6	7	8	9	5	6	7	8	9	10	11
10	11	12	13	14	15	16	12	13	14	15	16	17	18
17	18	19	20	21	22	23	19	20	21	22	23	24	25
24	25	26	27	28	29	30	26	27	28	29	30		

Sunday	Monday	Tuesday	Wednesday	Thursday	Friday	Saturday
1 The Red Mile	2	3	4	5	6 The Red Mile	7 The Red Mile
8 The Red Mile	9	10	11	12	13	14
15 ECL Corbin KYSS - LEG 1 2YO FP / 2YO CP	16 ECL Corbin KYSS - LEG 1 2YO FT / 2YO CT	17 ECL Corbin 4YO KYSS - LEG 1	18	19	20	21
22 ECL Corbin KYSS - LEG 1 3YO FP / 3YO CP	23 ECL Corbin KYSS - LEG 1 3YO FT / 3YO CT	24 ECL Corbin 4YO KYSS - FINALS	25	26	27	28
29 ECL Corbin KYSS - FINAL 2YO FP / 2YO CP	30 ECL Corbin KYSS - FINAL 2YO FT / 2YO CT	31 ECL Corbin	1	2	3	4

November 2023

October '23							December '23						
S	M	T	W	T	F	S	S	M	T	W	T	F	S
1	2	3	4	5	6	7						1	2
8	9	10	11	12	13	14	3	4	5	6	7	8	9
15	16	17	18	19	20	21	10	11	12	13	14	15	16
22	23	24	25	26	27	28	17	18	19	20	21	22	23
29	30	31					24	25	26	27	28	29	30
							31						

Sunday	Monday	Tuesday	Wednesday	Thursday	Friday	Saturday
29 <i>(ECL Corbin)</i>	30 <i>(ECL Corbin)</i>	31 <i>(ECL Corbin)</i>	1	2	3	4
5 ECL Corbin KYSS EC FINAL 3YO FP / 3YO CP	6 ECL Corbin KYSS EC FINAL 3YO FT / 3YO CT	7 ECL Corbin	8	9	10	11
12	13	14	15	16	17	18
19	20	21	22	23	24	25
26	27	28	29	30 <i>Thanksgiving Day</i>	1	2
3	4					



PUBLIC PROTECTION CABINET

Andy Beshear
GOVERNOR
Jacqueline Coleman
LIEUTENANT GOVERNOR

Kentucky Horse Racing Commission
4063 Iron Works Parkway, Building B
Lexington, KY 40511
Phone: (859) 246-2040
Fax: (859) 246-2039

Ray A. Perry
SECRETARY
Jamie Eads
INTERIM EXECUTIVE DIRECTOR
Jonathan Rabinowitz
CHAIRMAN

TO: KENTUCKY HORSE RACING COMMISSION

FROM: Executive Administrative Secretary Joanna Ricci

DATE: October 5, 2022

RE: RATIFICATION OF INTERIM EXECUTIVE DIRECTOR JAMIE EADS’ APPROVAL OF ECL CORBIN’S 2022 RACE MEET OFFICIALS

By letter sent September 30, 2022, Ted Nicholson, Vice President of Racing at ECL Corbin requested approval of Racing Officials for their 2022 Race Meet. By letter sent October 3, 2022, Ted Nicholson, requested to amend their 2022 Race Meet Officials. The amendment was verbally approved by Interim Executive Director Jamie Eads on October 5, 2022. Presiding Judge Tim Schmitz reviewed the officials and agreed with the changes. Please be advised all Judges have been accredited by ROAP (Racing Officials Accreditation Program) and all officials will be licensed by the meet opening.

Ratification of Interim Executive Director Jamie Eads’ approval is recommended.

COMMISSION ACTION:

_____ Approve

_____ Defer

_____ Deny

ECL-CORBIN

September 30, 2022

Ms. Jamie Eads Executive Director
Kentucky Horse Racing Commission
4063 Iron Works Parkway
Lexington, KY 40511


Dear Jamie,

The ECL-Corbin at the Red Mile respectfully requests approval from the KHRC for the following standardbred racing officials for our upcoming 2022 race meet:

Jim Grow - Associate Judge
Renee Sheward - Associate Judge
Kevin Mack - Race Secretary
Janice Lance - Assistant Race Secretary
Greg Coon, Dan Coon, Mike Moss - Starters
Ted Torgerson - Paddock Judge and Horse Identifier
Donna Blausler and Travis Blausler - Timer/Photo Finish
Kevin Mack - Program Coordinator, Clerk of Course
Janice Lance - Charter
Melissa Xavier - Director of Mutuels
Harvey Taylor - Director of Racing and Track Security
Gregg Jones - Director of Security
Greg Coon, Dan Coon, and Eliot Walter - Track Superintendents
Marvin Prior - Paddock Blacksmith

As always, ECL-Corbin shall comply with applicable state and federal laws. Thank you for your consideration regarding this matter.

Sincerely,



Ted Nicholson
Vice President of Racing

5629 Nashville Road, Franklin, KY 42134

From: [Eads, Jamie \(PPC\)](#)
To: [Ricci, Joanna \(PPC\)](#)
Cc: [Schmitz, Timothy L \(PPC\)](#); JRabinowitz@ForThePeople.com
Subject: FW: Corbin officials
Date: Sunday, October 9, 2022 9:27:51 AM
Attachments: [Facebook_6f2ac396-f42e-4917-9haa-d853545aaf94.png](#)
[Twitter_a7910f4e-f5e6-4fda-94a2-8bc753205eb1.png](#)
[Youtube_f76f3580-3827-43c4-a880-b419e3fa1e11.png](#)
[ECL-CORBIN.pdf](#)

****CAUTION** PDF attachments may contain links to malicious sites. Please contact the COT Service Desk ServiceCorrespondence@ky.gov for any assistance.**

Hi Joanna,
This was verbally approved by me on 10/5/22. Judge Schmitz has reviewed the officials and agrees. It will need to be ratified by the Commission on 10/31. Please add to the agenda.
Thank you,
Jamie

From: Ted Nicholson <TedNicholson@kentuckydowns.com>
Sent: Wednesday, October 5, 2022 12:57 PM
To: Eads, Jamie (PPC) <Jamie.Eads@ky.gov>
Subject: Corbin officials

****CAUTION** PDF attachments may contain links to malicious sites. Please contact the COT Service Desk ServiceCorrespondence@ky.gov for any assistance.**

Get [Outlook for iOS](#)



Ted Nicholson
Vice President of Racing

The Mint Gaming Hall
M:
E: TedNicholson@kentuckydowns.com



5629 Nashville Rd-KY-42134

This message is confidential. It may also be privileged or otherwise protected by work product immunity or other legal rules. If you have received it by mistake, please let us know by e-mail reply and delete it from your system; you may not copy this message or disclose its contents to anyone. Please send us by fax any message containing deadlines as incoming e-mails are not screened for response deadlines. The integrity and security of this message cannot be guaranteed on the Internet.

ECL-CORBIN

October 3, 2022

Ms. Jamie Eads Executive Director
Kentucky Horse Racing Commission
4063 Iron Works Parkway
Lexington, KY 40511


Dear Jamie,

The ECL-Corbin at the Red Mile respectfully requests approval from the KHRC for the following standardbred racing officials for our upcoming 2022 race meet:

Patty Cooksey - Associate Judge
Jeff James- Associate Judge
Kevin Mack - Race Secretary
Janice Lance - Assistant Race Secretary
Mike Moss - Starters
Ted Torgerson - Paddock Judge and Horse Identifier
Donna Blauser and Travis Blauser - Timer/Photo Finish
Kevin Mack - Program Coordinator, Clerk of Course
Tina Schrock- Charter
Melissa Xavier - Director of Mutuels
Harvey Taylor - Director of Racing and Track Security
Gregg Jones - Director of Security
Greg Coon, Dan Coon, and Eliot Walter - Track Superintendents
Marvin Prior - Paddock Blacksmith

As always, ECL-Corbin shall comply with applicable state and federal laws. Thank you for your consideration regarding this matter.

Sincerely,



Ted Nicholson
Vice President of Racing



PUBLIC PROTECTION CABINET

Andy Beshear
GOVERNOR
Jacqueline Coleman
LIEUTENANT GOVERNOR

Kentucky Horse Racing Commission
4063 Iron Works Parkway, Building B
Lexington, KY 40511
Phone: (859) 246-2040
Fax: (859) 246-2039

Ray A. Perry
SECRETARY
Jamie Eads
INTERIM EXECUTIVE DIRECTOR
Jonathan Rabinowitz
CHAIRMAN

TO: KENTUCKY HORSE RACING COMMISSION

FROM: Interim Executive Director Jamie Eads
Chief Steward Barbara Borden

DATE: October 20, 2022

RE: **TURFWAY PARK’S 2022 HOLIDAY MEET & 2023 WINTER/SPRING MEET
RACE OFFICIALS AND DATE PREFERENCE SYSTEM**

By letter sent October 14, 2022, Tyler Picklesimer, Director of Racing and Racing Secretary at Turfway Park, requests approval of the attached Roster of Racing Officials and Date Preference System for their 2022 Holiday Meet and 2023 Winter/Spring Meet. Please be advised all Stewards have been accredited by ROAP (Racing Officials Accreditation Program) and all officials will be licensed by the meet opening.

Approval is recommended.

COMMISSION ACTION:

_____ Approve

_____ Defer

_____ Deny



October 14, 2022

Ms. Eads:

Turfway Park is nominating the following racing officials for approval by the Kentucky Horse Racing Commission for the 2022 Holiday Meet and 2023 Winter Spring Meet.

Association Steward	Ronald Herbstreit*
Director of Racing and Racing Secretary	Tyler B. Picklesimer*
Assistant Racing Secretary	W. Randolph Wehrman
Placing Judges / Entry Clerks	Ed Meyer Jackie Herbstreit TBA (Hiring Process)
Paddock Judge / Entry Clerk	Ron Anthony*
Clocker	Gerard P. O'Brien
Clerk of Scales / Entry Clerk	William D. Troilo*
Starter	Caleb Hays
Jockey Room Custodian	Kathy Lowry
Outriders	Albert Russell Kim Martin John Lee Wells
Claims Clerk / Program Coordinator	TBA (Hiring Process)
Identifier	Beth Ann Bungert
Stall Superintendent	Peggy Pate
Announcer	James McNerney
Security Manager	Darren Piccirillo
Mutuel Manager	Aaron Spurlock
Horsemen's Bookkeeper	Tia M. Murphy
Track Superintendent	Jeff Chapman
Paddock Blacksmith	Art Tearl
Teletimer and Photo Finish / Entry Clerk	Leslie Roberts Allen Roberts
Alternate Official	Daniel P. Bork, Vince Cyster

Respectfully submitted,

Tyler B. Picklesimer
Director of Racing / Racing Secretary

7500 Turfway Road | PO Box 8 | Florence, KY 41022
(859) 371-0200 | (800) 733-0200 | Fax: (859) 647-4739

Must be 21 or older. Gambling problem?
Call 1.800.GAMBLER

TURFWAY.COM

Date Preference System

The following date system of preference is used at Turfway Park:

Foal certificates no longer are required to be on file in the racing office to enter or start at Turfway Park; however, foal certificates must be on file to obtain a preference date and to have a horse tattooed.

Each day's overnight will list the dates of horses in and on the also-eligible list to enable trainers to see what dates are getting horses into over-filled races.

1. In over-filled races, preference will be given to horses in order of their assigned preference dates, earliest date first. Horses having identical dates will be chosen by lot; however, where entry and running dates are the same, the horse with the entry date will have preference.
2. All horses intended for racing at Turfway Park will be assigned a preference date. A horse can have only one date at any particular time. Dates assigned will be of two types:

E-Date

This date will correspond to: (a) the date on which a horse's foal papers and name card are submitted to the Identifier (the earliest date being the day when entries are first taken for the meeting). The deadline to submit foal papers/digital foal certificates to receive a date on day of entry is 9:30 a.m. Eastern. (b) The day on which a horse is first entered if his papers are not on file with the Identifier. To qualify for the latter E-Date, a horse must have been excluded from a race that appears on the overnight or he must have been entered in a condition book race that failed to fill through insufficient entries.

R-Date

This date will correspond to the day of a horse's most recent race at Turfway Park. An R-Date will also be assigned to a horse that scratches, providing the foal papers are on file with the identifier.

3. A horse retains his R-Date until he receives a newer R-Date. No horse with an established R-Date may receive an E-Date. A horse whose papers are removed from the Identifier's office will lose his date and must subsequently re-establish a date in order to receive preference. A horse with an E-Date cannot receive a newer E-Date. Horses starting at another racetrack will forfeit any date they may have at Turfway Park. Additionally, horses racing at Turfway Park without foal papers on site will not retain their R-Date.
4. Preference dates are good for any type of race or distance (other than maiden dates).
5. Maiden dates will be kept separately and will not have preference in winners' races.
6. No E-Date will be assigned to the second choice of an un-split same-owner entry.
7. A horse that has been placed on a list (Veterinarian, Steward, Starter, or Paddock Judge) will lose his date and be assigned an R-Date corresponding to the day he is removed from the list.
8. Horses on the Also-Eligible list shall be permitted to draw into races and will be assigned post positions in the order of their dates, earliest dates first.
9. A horse that is a scheduled starter in a canceled race will not receive an R-Date for that race but will retain his previous date.
10. The draw of stake and handicap races is not subject to date preference.
11. Preference dates are transferred through change in ownership and changes in trainer only after the proper transfer procedures have been completed through the Stewards' Office and delivered to the Racing Secretary's Office.
12. Date preference rules will not supersede KHRC rules regarding preference, eligibility, or scratches.

2022 THOROUGHBRED RULINGS

RULING NUMBER	RULING DATE	INFRACTION DATE	ISSUED TO	DETERMINATION	DRUG CLASS	PENALTY OR ACTION	FINE	STATUS
22-0118	8/7/2022	1/15/2022	Jeffrey L. Greenhill	Venlafaxine #496910	A	Suspended 45 days, 20 to be served August 12 through August 31, 2022 (inclusive). (Remaining 25 days stayed pending no further medication violation in 365 days)	\$ 500	Suspension served - Fine Paid
22-0119	8/7/2022	1/15/2022	Ronald Bryan DeWolf (owner)	Venlafaxine #496910	A	De Bolt Light disqualified and purse redistributed. All purse monies must be returned to the association.		DQ and purse redistribution completed
22-0120	8/7/2022	11/5/2021	Norman L. Cash	D-Methamphetamine #496505	A	Suspended 45 days, 20 to be served August 27 through September 15, 2022 (inclusive). (Remaining 25 days stayed pending no further medication violation in 365 days)	\$ 500	Suspension served - Fine Paid
22-0121	8/7/2022	11/5/2021	Norman L. and Lola Cash (owners)	D-Methamphetamine #496505	A	Matt's Honey disqualified and purse redistributed. All purse monies must be returned to the association.		DQ and purse redistribution completed
22-0122	8/19/2022	7/31/2022	C. Steve Larue	Failure to fully cooperate during OOC test		Suspended 30 days August 30 through September 28, 2022 (inclusive)		Suspension served

2022 THOROUGHBRED RULINGS

RULING NUMBER	RULING DATE	INFRACTION DATE	ISSUED TO	DETERMINATION	DRUG CLASS	PENALTY OR ACTION	FINE	STATUS
22-0123	9/12/2022	9/8/2022	Joel Rosario	careless riding		Suspended 3 days September 18, September 22 and September 22, 2022		Suspension served
22-0124	9/14/2022	9/10/2022	Chris A. Hartman	Prohibited electronic treatment		Fined	\$ 500	Not Paid
22-0125	10/1/2022	9/29/2022	Keith L. York	Disorderly conduct (terroristic threatening) - Formal ejection from Ellis Park		Suspended pending appearance before Stewards		Current suspension
22-0126	10/1/2022	10/1/2022	Jerry V. Dixon	No longer working as AssistantTrainer		Rescind license		Issued Stable Employee license
22-0127	10/2/2022	10/1/2022	Sonny R. Leon	Foul riding		Suspended 15 days October 9, 12, 13, 14, 15, 16, 19, 20, 21, 22, 23, 26, 27, 28 and October 29, 2022		Current suspension
22-0128	10/8/2022	10/7/2022	Carlos Villasana	Failed drug test. Positive test for cocaine reported 10/7/2022		Suspended pending evaluation by a counselor approved by KHRC and submission of negative drug test		Current suspension
22-0129	10/9/2022	10/7/2022	Joel Rosario	careless riding		Suspended 3 days October 19 through		Suspension served
22-0130	10/9/2022	10/7/2022	Jose L. Ortiz	careless riding		Suspended 3 days October 19 through October 21, 2022 (inclusive)		Suspension served
22-0131	10/9/2022	10/7/2022	Irado Ortiz, Jr.	careless riding		Suspended 3 days October 19 through		Suspension served

2022 TB RULINGS LIST BY CATEGORY (Through October 25, 2022)

MEDICATION VIOLATIONS

<u>Medication Class</u>	<u>Total</u>	<u>Fines</u>	<u>Suspensions</u>	<u>Disqualifications</u>	<u>Appeals</u>	<u>Explanations</u>
Class A	2	2	2	2	0	Venlafaxine, D-Methamphetamine
Class B	3	3	3	3	0	Metformin, Gabapentin
Class C	2	2	1	2	1	Betamethasone, Dexamethasone
Class D	0	0	0	0	0	
NSAIDS	2	2	1	2	0	Phenylbutazone (suspension for 2nd offense)
Multiple NSAIDS	0	0	0	0	0	
TCO2	<u>0</u>	0	0	0	0	
Subtotal	9	\$12,500				

NON-MEDICATION VIOLATIONS

Jockey Violations

Careless Riding	8	0	8	0	1	Routine riding offense
Crop Violations	82	60	22	0	0	1st offense given choice of fine or suspension
Other Disciplinary Violations	5	4	1	0	0	Failed to report to race review, Eased up without adequate cause, foul riding
Subtotal	<u>95</u>	\$32,300				

Other Licensee Violations

Misc. violations by licensees	5	5	0	0	0	Jockey agent failed to honor calls, Improper signature on claim slip, improper scratch, prohibited electronic treatment
Disorderly conduct and formal ejections	7	0	7	0	0	Revoked (2) - suspended in another jurisdiction, failed to report arrest history, SPA - formal ejection from Keeneland, criminal charges, failed to cooperate during OOC testing, terroristic threatening, failed human drug test
Suspended for non payment of fines	0	0	0	0	0	
Subtotal	<u>12</u>	\$2,400				

Other Rulings Issued	15	0	0	0	0	The remaining 15 rulings that have been issued in 2022 are for information only and include previously assessed penalties vacated and purse redistribution, claim voided, purse redistribution, withdrawal of appeal, denial of formal protest, license type change
TOTAL 2022 RULINGS	<u><u>131</u></u>	\$47,200				

2022 STANDARDBRED RULINGS

RULING NUMBER	RULING DATE	INFRACTION DATE	ISSUED TO	DETERMINATION	DRUG PENALTY CLASS	FINE OR WRITTEN WARNING	STATUS	PAID	Suspension (days)	COMMENTS
J2022-001	05/16/22	05/09/22	Archie N Buford	Unsatisfactory drive - Lack of effort		\$500		Paid	8 days (05/17/2022 - 05/24/2022)	
J2022-002	05/16/22	05/08/22	Kevin W Wallis	Excessive or indiscriminate use of whip		\$200		Paid		
J2022-003	05/22/22	05/16/22	Alessandro Spano	Excessive or indiscriminate use of whip		\$200		Paid		
J2022-004	05/22/22	05/16/22	Tyler G Shehan	Excessive or indiscriminate use of whip		\$200		Paid		
J2022-005	05/23/22	05/22/22	Todd E Warren	Excessive or indiscriminate use of whip		\$200		Paid		
J2022-006	05/23/22	05/22/22	Derrick J Flowers	Excessive or indiscriminate use of whip		\$200		Paid		
J2022-007	05/29/22	05/28/22	Charles M Conrad	Brutal use of whip		\$500		Paid	5 days (05/31/2022 - 06/04/2022)	
J2022-008	05/29/22	05/23/22	Richard S Finn	Excessive or indiscriminate use of whip		\$200		Paid		
J2022-009	05/30/22	05/28/22	Tyler G Shehan	Offensive/Profane language		\$100		Paid		
J2022-010	05/30/22	05/23/22	Alessandro Spano	Excessive or indiscriminate use of whip		\$200		Paid		
J2022-011	06/06/22	05/30/22	Kevin W Wallis	Failure to set and maintain a proper pace		\$100		Paid		

2022 STANDARDBRED RULINGS

RULING NUMBER	RULING DATE	INFRACTION DATE	ISSUED TO	DETERMINATION	DRUG PENALTY CLASS	FINE OR WRITTEN WARNING	STATUS	PAID	Suspension (days)	COMMENTS
J2022-012	06/06/22	06/05/22	Clifton A Bell	Excessive or indiscriminate use of whip		\$200		Paid		
J2022-013	06/06/22	05/30/22	Don R Cromer	Interference/causing another horse to make a break		\$500	Withdrew Appeal: Final Ruling Issued	Unpaid	30 days (06/11/2022 - 07/10/2022)	
J2022-014	06/08/22	02/21/22	Dean M Eckley	Other			License Denied			KHRC License Review Committee denied the 2022 license application of Dean Eckley. Eligible to reapply in 2023.
J2022-015	07/03/22	06/29/22	S Bernard Demars	Excessive or indiscriminate use of whip		\$100		Paid		
J2022-016	07/10/22	05/22/22	Derrick J Flowers	Failure to pay fine(s)				Paid	Until fine is paid	
J2022-017	07/10/22	06/27/22	Nicolas Roussel	Excessive or indiscriminate use of whip		\$200		Paid		
J2022-018	07/12/22	03/02/22	Lefredrick Cole	Falsification of license application			License Revoked			
J2022-019	07/18/22	06/27/22	Kevin W Wallis	Kicking a horse		\$100		Paid		
J2022-020	08/02/22	05/28/22	Donald C Coy	Excessive or indiscriminate use of whip		\$500		Paid	5 days (08/03/2022 - 08/07/2022)	
J2022-021	08/07/22	08/02/22	Peter M Wrenn	Inside the euro rail / pylon violation		\$200		Unpaid		
J2022-022	08/16/22	08/07/22	Dexter J Dunn	Talking on the racetrack		\$100		Unpaid		
J2022-023	08/22/22	08/07/22	Yannick Gingras	Talking on the racetrack		\$100		Unpaid		
J2022-024	08/22/22	08/15/22	Devon J Tharps	Laying back in sulky		\$100		Unpaid		

2022 STANDARDBRED RULINGS

RULING NUMBER	RULING DATE	INFRACTION DATE	ISSUED TO	DETERMINATION	DRUG PENALTY CLASS	FINE OR WRITTEN WARNING	STATUS	PAID	Suspension (days)	COMMENTS
J2022-025	09/11/22	08/07/22	Myron Bell	Conduct detrimental to the best interest of horse racing		\$1,000	Placed on probation for remainder of 2022 through and including 2023.	Paid		
J2022-026	09/19/22	06/08/22	Dean Eckley	Ruling J2022-014 is recinded. Allowed to withdraw 2022 license application, therefore the application is no longer denied.						
J2022-027	09/27/22	09/12/22	Jamaal D Denson	Excessive or indiscriminate use of whip		\$200		Unpaid		
J2022-028	09/27/22	09/19/22	Andy Ray Miller	Excessive or indiscriminate use of whip		\$200		Unpaid		
J2022-029	09/27/22	09/06/22	Devon J Tharps	Kicking a horse		\$100		Unpaid		
J2022-031	10/04/22	09/30/22	Andy Ray Miller	Second offense: Using other than wrist and elbow movement while whipping		\$500		Paid		
J2022-032	10/04/22	10/01/22	Joseph R Bongiorno	Taking hold while backing into position on pylons interfering with a trailing horse. Finished 4th placed 5th.		\$500		Paid		

KHRC Veterinary Report

Ellis Park Summer Meet 2022

Total Starts	1528
-----	-----
Post Race Samples	402
-----	-----
tCO ₂	262
-----	-----
Veterinary Scratches	34
-----	-----
Pre-Race	22
-----	-----
On-Track	12
-----	-----
Soundness related	4
-----	-----
Gate/paddock Injury	8
-----	-----
KHRC Veterinary List	57
-----	-----
Scratches	34
-----	-----
Race Injuries/post race lame/test barn lame	18
-----	-----
EIPH	2
-----	-----
Heat Distress	3
-----	-----
Claimed horses	49
-----	-----
Voided Claims	4
-----	-----
Ambulance Runs	12
-----	-----
Racing Fatalities	1
-----	-----
Musculo-skeletal	1
-----	-----
Training Fatalities	1
-----	-----
Musculo-skeletal	1
-----	-----

KHRC Veterinary Report
Arlington Million at Churchill Downs 2022

Total Starts	91
-----	-----
Post Race Samples	30
-----	-----
tCO ₂	24
-----	-----
Veterinary Scratches	0
-----	-----
Pre-Race	0
-----	-----
On-Track	0
-----	-----
Soundness related	0
-----	-----
Gate/paddock Injury	0
-----	-----
KHRC Veterinary List	0
-----	-----
Scratches	0
-----	-----
Race Injuries/post race lame/test barn lame	0
-----	-----
EIPH	0
-----	-----
Heat Distress	0
-----	-----
Claimed horses	0
-----	-----
Voided Claims	0
-----	-----
Ambulance Runs	1
-----	-----
Racing Fatalities	1
-----	-----
Musculo-skeletal	1
-----	-----
Training Fatalities	0
-----	-----

KHRC Veterinary Report

Kentucky Downs 2022

Total Starts	776
-----	-----
Post Race Samples	185
tCO ₂	172
-----	-----
Veterinary Scratches	11
-----	-----
Pre-Race	7
On-Track	4
Soundness related	2
Gate/paddock Injury	2
-----	-----
KHRC Veterinary List	17
-----	-----
Scratches	11
Race Injuries/post race lame/test barn lame	5
EIPH	1
Heat Distress	0
-----	-----
Claimed horses	5
-----	-----
Voided Claims	0
-----	-----
Ambulance Runs	3
-----	-----
Racing Fatalities	0
-----	-----
Training Fatalities	0
-----	-----

KHRC Veterinary Report

Churchill Downs September Meet 2022

Total Starts	1110
-----	-----
Post Race Samples	320
tCO ₂	180
-----	-----
Veterinary Scratches	13
-----	-----
Pre-Race	11
On-Track	2
Soundness related	2
Gate/paddock Injury	0
-----	-----
KHRC Veterinary List	29
-----	-----
Scratches	13
Race Injuries/post race lame/test barn lame	9
EIPH	3
Heat Distress	4
-----	-----
Claimed horses	132
-----	-----
Voided Claims	7
-----	-----
Ambulance Runs	5
-----	-----
Racing Fatalities	0
-----	-----
Training Fatalities	0
-----	-----

Occurrence of Thoroughbred race-related fatalities in Kentucky 2007 to present

Year	Category Non-musculoskeletal: EIPH, Sudden Death, Racing Accident	Jan	Feb	Mar	Apr	May	Jun	Jul	Aug	Sep	Oct	Nov	Dec	Total	Starts (Equibase)	Fatalities per 1,000 starts
2007	Musculoskeletal	2	1	5	2	4	3	4	2	2	3	4	5	37	23,180	1.60
	Non-musculoskeletal	0	0	0	0	0	0	0	0	0	1	0	0	1		0.04
	TOTAL	2	1	5	2	4	3	4	2	2	4	4	5	38		1.64
2008	Musculoskeletal	3	0	4	2	3	2	2	2	3	2	4	8	35	22,278	1.57
	Non-musculoskeletal	0	0	0	0	0	0	0	0	0	0	0	0	0		0.00
	TOTAL	3	0	4	2	3	2	2	2	3	2	4	8	35		1.57
2009	Musculoskeletal	3	5	1	2	4	1	2	4	3	3	2	3	33	20,142	1.64
	Non-musculoskeletal	0	0	0	0	0	0	0	0	0	0	0	0	0		0.00
	TOTAL	3	5	1	2	4	1	2	4	3	3	2	3	33		1.64
2010	Musculoskeletal	2	1	2	0	0	2	4	2	1	3	7	1	25	18,167	1.38
	Non-musculoskeletal	0	0	1	1	0	0	0	0	0	0	0	0	2		0.11
	TOTAL	2	1	3	1	0	2	4	2	1	3	7	1	27		1.49
2011	Musculoskeletal	2	2	1	1	2	5	1	3	2	5	3	1	28	18,258	1.53
	Non-musculoskeletal	0	0	0	0	0	0	0	0	1	0	0	0	1		0.05
	TOTAL	2	2	1	1	2	5	1	3	3	5	3	1	29		1.59
2012	Musculoskeletal	0	0	1	2	9	2	0	2	0	3	5	3	27	17,513	1.54
	Non-musculoskeletal	0	0	0	0	0	0	0	0	0	1	0	0	1		0.06
	TOTAL	0	0	1	2	9	2	0	2	0	4	5	3	28		1.60
2013	Musculoskeletal	2	2	0	0	1	2	2	5	3	1	1	3	22	16,242	1.35
	Non-musculoskeletal	0	0	0	0	0	0	0	0	1	0	0	0	1		0.06

Year	Category Non-musculoskeletal: EIPH, Sudden Death, Racing Accident	Jan	Feb	Mar	Apr	May	Jun	Jul	Aug	Sep	Oct	Nov	Dec	Total	Starts (Equibase)	Fatalities per 1,000 starts
	TOTAL	2	2	0	0	1	2	1	5	4	1	1	3	23		1.42

2014	Musculoskeletal	2	2	0	0	3	0	1	1	1	3	3	0	16	14,460	1.11
	Non-musculoskeletal	0	0	0	0	0	0	0	0	0	0	0	0	0		0.00
	TOTAL	2	2	0	0	3	0	1	1	1	3	3	0	16		1.11

2015	Musculoskeletal	3	1	1	0	3	2	1	1	3	3	2	1	21	15,514	1.35
	Non-musculoskeletal	0	0	0	0	0	1	0	1	0	0	0	0	2		0.13
	TOTAL	3	1	1	0	3	3	1	2	3	3	3	1	23		1.48

2016	Musculoskeletal	0	2	0	4	4	3	1	0	1	2	5	1	23	16,495	1.39
	Non-musculoskeletal	0	0	0	0	0	2	1	0	0	0	0	0	3		0.18
	TOTAL	0	2	0	4	4	5	2	0	1	2	5	1	26		1.58

2017	Musculoskeletal	1	2	1	2	1	3	0	1	2	3	2	0	18	15,032	1.20
	Non-musculoskeletal	0	0	0	0	0	2	0	0	0	0	0	0	2		0.13
	TOTAL	1	2	1	2	1	5	0	1	2	3	2	0	20		1.33

2018	Musculoskeletal	2	1	0	4	3	1	6	0	7	1	3	4	32	15,049	2.13
	Non-musculoskeletal	0	0	1	0	1	0	0	1	0	0	1	0	4		0.27
	TOTAL	2	1	1	4	4	1	6	1	7	1	4	4	36		2.39

2019	Musculoskeletal	0	1	1	4	1	0	0	1	1	5	2	3	19	15,456	1.23
	Non-musculoskeletal	0	0	0	0	0	2	0	1	0	0	0	0	3		0.19
	TOTAL	0	1	1	4	1	2	0	2	1	5	2	3	22		1.42

Year	Category Non-musculoskeletal: EIPH, Sudden Death, Racing Accident	Jan	Feb	Mar	Apr	May	Jun	Jul	Aug	Sep	Oct	Nov	Dec	Total	Starts (Equibase)	Fatalities per 1,000 starts
2020	Musculoskeletal	1	0	1	0	1	0	0	3	4	1	4	1	16	13,872	1.15
	Non-musculoskeletal	0	0	3	0	0	0	0	0	0	0	0	0	3		0.22
	TOTAL	1	0	4	0	1	0	0	3	4	1	4	1	19		1.37
2021	Musculoskeletal	2	1	0	0	1	2	1	1	4	3	2	2	19	14,676	1.29
	Non-musculoskeletal	0	0	0	0	0	0	0	0	0	0	0	0	0		0
	TOTAL	2	1	0	0	1	2	1	1	4	3	2	2	19		1.29
2022	Musculoskeletal	0	1	0	1	2	1	2	2	0				9	10,839	0.83
	Non-Musculoskeletal	0	1	0	0	0	1	0	0	0				2		0.19
	TOTAL	0	2	0	1	2	2	2	2	0				11		1.02

Monthly	Fiscal Year To-Date
---------	---------------------

Pari-Mutuel Wagering for July 2022

Select Period - Month
July 2022

THE FOLLOWING REPORTING IS FOR ILLUSTRATIVE PURPOSES ONLY AND MAY BE AMENDED AS DEEMED SUITABLE BY THE KENTUCKY HORSE RACING COMMISSION. THE DISTRIBUTIONS FROM THE EXCISE TAX HAVE BEEN CALCULATED PURSUANT TO KRS 138 AND GUIDANCE FROM THE DEPARTMENT OF REVENUE.

On-Track Wagers on Live Horse Racing

	Licensee / Facility										Grand Total
	Churchill Downs Racetrack, LLC		ECL Corbin, LLC	Ellis Entertainment, LLC	Keeneland Association, Inc.	Kentucky Downs, LLC	Lexington Tots Breeders Association, LLC	Turfway Park, LLC	WKY Development, LLC		
	Churchill Downs Racetrack	Louisville Thoroughbred Society	Cumberland Run Racetrack	Ellis Park Racetrack	Keeneland Racetrack	Kentucky Downs Racetrack	Red Mile Racetrack	Turfway Park Racetrack	Oak Grove Racetrack		
Race Dates	4	0	0	12	0	0	1	0	8	25	
On-Track Handle	\$1,286,706		\$0	\$1,300,900	\$0	\$0	\$49,668	\$0	\$44,229	\$2,681,504	
Return to Public	\$988,457		\$0	\$958,030	\$0	\$0	\$36,902	\$0	\$34,068	\$2,017,457	
Commission	\$248,541		\$0	\$252,612	\$0	\$0	\$11,406	\$0	\$9,668	\$522,227	
Settlement	\$40,095		\$0	\$66,839	\$0	\$0	\$1,822	\$0	\$241	\$128,997	
Breakage	\$9,995		\$0	\$4,009	\$0	\$0	\$24	\$0	\$302	\$14,329	
Minus Pools	(\$382)		\$0	(\$590)	\$0	\$0	(\$485)	\$0	(\$49)	(\$1,507)	
Daily Average Live Handle	\$321,677		\$0	\$108,408	\$0	\$0	\$49,668	\$0	\$5,529	\$107,260	
Backside Improvement Fund	\$6,434		\$0	\$19,514	\$0	\$0	\$0	\$0	\$0	\$25,947	
Excise Tax	\$19,301		\$0	\$19,514	\$0	\$0	\$745	\$0	\$663	\$40,223	
Thoroughbred Development Fund	\$9,650	\$0	\$0	\$9,757	\$0	\$0	\$0	\$0	\$0	\$19,407	
Standardbred Development Fund	\$0		\$0	\$0	\$0	\$0	\$497	\$0	\$442	\$939	
Equine Drug Research	\$1,287		\$0	\$1,301	\$0	\$0	\$50	\$0	\$44	\$2,682	
Higher Ed Equine Trust	\$1,287		\$0	\$1,301	\$0	\$0	\$50	\$0	\$44	\$2,682	
Equine Industry Programs	\$2,573		\$0	\$2,602	\$0	\$0	\$99	\$0	\$88	\$5,363	
General Fund	\$4,503		\$0	\$4,553	\$0	\$0	\$50	\$0	\$44	\$9,151	

Simulcast Wagers on Interstate and Intertrack Live Horse Racing

	Churchill Downs Racetrack	Louisville Thoroughbred Society	Cumberland Run Racetrack	Ellis Park Racetrack	Keeneland Racetrack	Kentucky Downs Racetrack	Red Mile Racetrack	Turfway Park Racetrack	Oak Grove Racetrack	Grand Total
Off-Track Handle (Simulcast)	\$2,092,297	\$12,340	\$0	\$1,067,305	\$2,431,034	\$1,473,187	\$2,094,137	\$534,428	\$220,656	\$9,925,384
Thoroughbred	\$2,034,984	\$11,733	\$0	\$967,551	\$2,420,484	\$1,362,645	\$0	\$512,087	\$164,089	\$7,473,573
Standardbred	\$46,777	\$535	\$0	\$97,648	\$0	\$95,884	\$2,080,404	\$16,036	\$54,058	\$2,391,342
Other Breeds	\$10,536	\$72	\$0	\$2,107	\$10,550	\$14,658	\$13,732	\$6,305	\$2,509	\$60,468
Excise Tax - Simulcast	\$62,769	\$0	\$0	\$32,019	\$72,931	\$44,196	\$0	\$16,033	\$0	\$227,948
Thoroughbred Development Fund	\$40,700	\$0	\$0	\$19,351	\$48,410	\$27,253	\$0	\$10,242	\$0	\$145,955
Standardbred Development Fund	\$936	\$0	\$0	\$1,953	\$0	\$1,918	\$0	\$321	\$0	\$5,127
Quarter Horse Development Fund	\$211	\$0	\$0	\$42	\$211	\$293	\$0	\$126	\$0	\$883
Equine Drug Research	\$2,092	\$0	\$0	\$1,067	\$2,431	\$1,473	\$0	\$534	\$0	\$7,598
Higher Education Equine Trust	\$2,092	\$0	\$0	\$1,067	\$2,431	\$1,473	\$0	\$534	\$0	\$7,598
Equine Industry Programs	\$1,046	\$0	\$0	\$534	\$1,216	\$737	\$0	\$267	\$0	\$3,799
General Fund	\$15,692	\$0	\$0	\$8,005	\$18,233	\$11,049	\$0	\$4,008	\$0	\$56,987

On-Track Wagers on Historical Horse Racing

	Licensee / Facility							Grand Total
	Churchill Downs Racetrack, LLC	Ellis Entertainment, LLC	Kentucky Downs, LLC		Lexington Tots Breeders Association, LLC	Turfway Park, LLC	WKY Development, LLC	
	Derby City Gaming	Henderson	Bowling Green	Franklin	Red Mile	Newport	Oak Grove	
On-Track Handle	\$178,899,391	\$18,908,945	\$36,933,481	\$172,547,407	\$65,613,020	\$32,191,236	\$140,316,537	\$645,410,017
Return to Public	\$162,831,300	\$17,252,130	\$33,223,049	\$158,521,707	\$59,936,793	\$29,048,636	\$127,893,175	\$588,706,790
Pool Growth	\$7,112	\$18,615	\$195,901	(\$377,790)	\$92,142	\$130,827	\$44,276	\$110,983
Breakage	\$0	\$2,899	\$689	\$9,687	\$25,255	\$0	\$0	\$38,530
Gross Commission - Win	\$16,060,980	\$1,635,401	\$3,513,842	\$14,393,802	\$5,558,831	\$3,011,773	\$12,379,087	\$56,553,715
Excise Tax - HHR	\$2,683,491	\$283,634	\$554,002	\$2,588,211	\$984,195	\$482,869	\$2,104,748	\$9,681,150
Standardbred Development Fund	\$0	\$0	\$0	\$0	\$328,065	\$0	\$701,583	\$1,029,648
Thoroughbred Development Fund	\$1,341,745	\$141,817	\$277,001	\$1,294,106	\$246,049	\$241,434	\$526,187	\$4,068,339
General Fund and Other	\$1,341,745	\$141,817	\$277,001	\$1,294,106	\$410,081	\$241,434	\$876,978	\$4,583,163
Adjusted Commission - Win	\$13,377,489	\$1,351,767	\$2,959,840	\$11,805,591	\$4,574,636	\$2,528,904	\$10,274,338	\$46,872,565
Average Terminal Count	1,102	315	446	1,049	862	458	1,365	5,596
Adj. Commission-Win/Unit	\$12,143	\$4,286	\$6,641	\$11,259	\$5,310	\$5,524	\$7,524	\$8,376

Advance Deposit Account Wagering

	Licensee								Grand Total
	AmWest Entertainment	eBet Technologies	Lien Games Racing	NYRABets	TVG	Twinspires	WatchandWager.com	Xpressbet	
Total Handle	\$214,744	\$58,218	\$126,990	\$1,358,046	\$10,071,142	\$18,471,726	\$55,025	\$3,281,374	\$33,637,264
In-State Races	\$6,289	\$3,748	\$2,063	\$143,328	\$1,110,267	\$2,940,024	\$7,089	\$529,130	\$4,741,937
Out-of-State Races	\$208,455	\$54,470	\$124,928	\$1,214,719	\$8,960,875	\$15,531,702	\$47,936	\$2,752,244	\$28,895,327
Excise Tax - ADW	\$1,074	\$291	\$635	\$6,790	\$50,356	\$92,359	\$275	\$16,407	\$168,186
Host Track - Purses	\$456	\$124	\$270	\$2,886	\$21,401	\$39,252	\$117	\$6,973	\$71,479
Host Tracks	\$456	\$124	\$270	\$2,886	\$21,401	\$39,252	\$117	\$6,973	\$71,479
General Fund	\$161	\$44	\$95	\$1,019	\$7,553	\$13,854	\$41	\$2,461	\$25,228

Total Distributions by Account

The General Fund line includes amounts that are deposited to various accounts. These caps are calculated from deposits resulting from the excise tax for conducting pari-mutuel wagering on historical horse racing. Since these amounts are calculated as a whole and not per licensee, a one-time transfer will be made once the caps are met within the fiscal year. At the end of the fiscal year, approximately \$2M must be deducted from this line in order to determine the actual amount retained by the General Fund. Please contact the Department of Revenue with any questions regarding these transfers.

Total Excise Tax	\$10,117,507
Equine Drug Research	\$10,280
Equine Industry Program	\$9,162
Higher Education Program	\$10,280
K. Standardbred Development Fund	\$1,035,714
K. Thoroughbred Development Fund	\$4,233,701
K. Quarter Horse Development Fund	\$883
Host Track - Purses	\$71,479
Host Tracks	\$71,479
General Fund (See Note on Caps)	\$4,674,529
Backside Improvement Fund	\$25,947

Monthly	Fiscal Year To-Date
---------	---------------------

Pari-Mutuel Wagering for August 2022

Select Period - Month
August 2022

THE FOLLOWING REPORTING IS FOR ILLUSTRATIVE PURPOSES ONLY AND MAY BE AMENDED AS DEEMED SUITABLE BY THE KENTUCKY HORSE RACING COMMISSION. THE DISTRIBUTIONS FROM THE EXCISE TAX HAVE BEEN CALCULATED PURSUANT TO KRS 138 AND GUIDANCE FROM THE DEPARTMENT OF REVENUE.

On-Track Wagers on Live Horse Racing

	Licensee / Facility										Grand Total
	Churchill Downs Racetrack, LLC		ECL Corbin, LLC	Ellis Entertainment, LLC	Keeneland Association, Inc.	Kentucky Downs, LLC	Lexington Tots Breeders Association, LLC	Turfway Park, LLC	WKY Development, LLC		
	Churchill Downs Racetrack	Louisville Thoroughbred Society	Cumberland Run Racetrack	Ellis Park Racetrack	Keeneland Racetrack	Kentucky Downs Racetrack	Red Mile Racetrack	Turfway Park Racetrack	Oak Grove Racetrack		
Race Dates	2	0	0	11	0	0	13	0	0	0	26
On-Track Handle	\$856,700		\$0	\$1,305,160	\$0	\$0	\$423,609	\$0	\$0	\$0	\$2,585,469
Return to Public	\$593,602		\$0	\$979,340	\$0	\$0	\$388,199	\$0	\$0	\$0	\$1,961,142
Commission	\$165,576		\$0	\$252,862	\$0	\$0	\$97,057	\$0	\$0	\$0	\$515,495
Settlement	\$96,800		\$0	\$71,591	\$0	\$0	(\$59,187)	\$0	\$0	\$0	\$109,204
Breakage	\$728		\$0	\$1,440	\$0	\$0	\$273	\$0	\$0	\$0	\$2,442
Minus Pools	(\$7)		\$0	(\$73)	\$0	\$0	(\$2,733)	\$0	\$0	\$0	(\$2,813)
Daily Average Live Handle	\$428,350		\$0	\$118,651	\$0	\$0	\$32,585	\$0	\$0	\$0	\$99,441
Backside Improvement Fund	\$4,283		\$0	\$19,577	\$0	\$0	\$0	\$0	\$0	\$0	\$23,861
Excise Tax	\$12,850		\$0	\$19,577	\$0	\$0	\$6,354	\$0	\$0	\$0	\$38,782
Thoroughbred Development Fund	\$6,425	\$0	\$0	\$9,789	\$0	\$0	\$0	\$0	\$0	\$0	\$16,214
Standardbred Development Fund	\$0		\$0	\$0	\$0	\$0	\$4,236	\$0	\$0	\$0	\$4,236
Equine Drug Research	\$857		\$0	\$1,305	\$0	\$0	\$424	\$0	\$0	\$0	\$2,585
Higher Ed Equine Trust	\$857		\$0	\$1,305	\$0	\$0	\$424	\$0	\$0	\$0	\$2,585
Equine Industry Programs	\$1,713		\$0	\$2,610	\$0	\$0	\$847	\$0	\$0	\$0	\$5,171
General Fund	\$2,998		\$0	\$4,568	\$0	\$0	\$424	\$0	\$0	\$0	\$7,990

Simulcast Wagers on Interstate and Intertrack Live Horse Racing

	Churchill Downs Racetrack	Louisville Thoroughbred Society	Cumberland Run Racetrack	Ellis Park Racetrack	Keeneland Racetrack	Kentucky Downs Racetrack	Red Mile Racetrack	Turfway Park Racetrack	Oak Grove Racetrack	Grand Total
Off-Track Handle (Simulcast)	\$1,965,666	\$10,559	\$0	\$956,456	\$2,258,801	\$1,111,491	\$1,603,859	\$476,852	\$137,572	\$8,521,255
Thoroughbred	\$1,932,396	\$10,354	\$0	\$876,411	\$2,248,651	\$1,020,375	\$70	\$460,061	\$108,150	\$6,656,468
Standardbred	\$24,951	\$20	\$0	\$76,947	\$0	\$77,550	\$1,596,162	\$12,751	\$26,842	\$1,815,223
Other Breeds	\$8,319	\$185	\$0	\$3,099	\$10,150	\$13,565	\$7,627	\$4,041	\$2,579	\$49,564
Excise Tax - Simulcast	\$29,485	\$0	\$0	\$14,347	\$33,882	\$16,672	\$0	\$7,153	\$0	\$101,539
Thoroughbred Development Fund	\$19,324	\$0	\$0	\$8,764	\$22,487	\$10,204	\$0	\$4,601	\$0	\$65,379
Standardbred Development Fund	\$250	\$0	\$0	\$769	\$0	\$776	\$0	\$128	\$0	\$1,922
Quarter Horse Development Fund	\$83	\$0	\$0	\$31	\$102	\$136	\$0	\$40	\$0	\$392
Equine Drug Research	\$983	\$0	\$0	\$478	\$1,129	\$556	\$0	\$238	\$0	\$3,385
Higher Education Equine Trust	\$983	\$0	\$0	\$478	\$1,129	\$556	\$0	\$238	\$0	\$3,385
Equine Industry Programs	\$491	\$0	\$0	\$239	\$565	\$278	\$0	\$119	\$0	\$1,692
General Fund	\$7,371	\$0	\$0	\$3,587	\$8,471	\$4,168	\$0	\$1,788	\$0	\$25,385

On-Track Wagers on Historical Horse Racing

	Licensee / Facility										Grand Total
	Churchill Downs Racetrack, LLC	ECL Corbin, LLC	Ellis Entertainment, LLC	Kentucky Downs, LLC		Lexington Tots Breeders Association, LLC	Turfway Park, LLC		WKY Development, LLC		
	Derby City Gaming	Williamsburg	Henderson	Bowling Green	Franklin	Red Mile	Newport	Turfway Park	Oak Grove		
On-Track Handle	\$163,399,796	\$336,016	\$17,728,721	\$36,722,569	\$152,022,624	\$63,589,267	\$30,930,084	\$777,100	\$121,758,871	\$587,265,048	
Return to Public	\$148,418,207	\$317,043	\$16,249,845	\$33,304,776	\$138,591,570	\$58,078,568	\$27,972,421	\$674,067	\$111,213,598	\$534,820,094	
Pool Growth	\$353,418	(\$13,956)	(\$70,088)	\$2,793	\$686,752	\$85,835	\$49,371	\$27,528	(\$123,346)	\$998,307	
Breakage	\$0	\$6	\$2,400	\$415	\$4,899	\$9,019	\$0	\$0	\$0	\$16,739	
Gross Commission - Win	\$14,628,172	\$32,923	\$1,546,563	\$3,414,585	\$12,739,404	\$5,415,846	\$2,908,293	\$75,504	\$10,668,620	\$51,429,909	
Excise Tax - HHR	\$2,450,997	\$5,040	\$265,931	\$550,839	\$2,280,339	\$953,839	\$463,951	\$11,656	\$1,826,383	\$8,808,976	
Standardbred Development Fund	\$0	\$3,360	\$0	\$0	\$0	\$317,946	\$0	\$0	\$608,794	\$930,101	
Thoroughbred Development Fund	\$1,225,498	\$0	\$132,965	\$275,419	\$1,140,170	\$238,460	\$231,976	\$5,828	\$456,596	\$3,706,912	
General Fund and Other	\$1,225,498	\$1,680	\$132,965	\$275,419	\$1,140,170	\$397,433	\$231,976	\$5,828	\$760,993	\$4,171,963	
Adjusted Commission - Win	\$12,177,175	\$27,883	\$1,280,632	\$2,863,746	\$10,459,064	\$4,462,007	\$2,444,341	\$63,848	\$8,842,236	\$42,620,934	
Average Terminal Count	1,102	15	318	446	1,048	862	454	28	1,360	5,635	
Adj. Commission-Win/Unit	\$11,051	\$1,855	\$4,023	\$6,415	\$9,977	\$5,178	\$5,379	\$2,249	\$6,500	\$73,564	

Advance Deposit Account Wagering

	Licensee									Grand Total
	AmWest Entertainment	eBet Technologies	Lien Games Racing	NYRABets	TVG	Twinspires	WatchandWager.com	Xpressbet		
Total Handle	\$242,796	\$39,241	\$98,123	\$1,442,834	\$9,671,267	\$17,879,410	\$61,611	\$3,379,926	\$32,815,207	
In-State Races	\$10,892	\$2,019	\$2,780	\$100,201	\$715,834	\$1,644,778	\$3,510	\$312,728	\$2,792,741	
Out-of-State Races	\$231,904	\$37,222	\$95,343	\$1,342,633	\$8,955,433	\$16,234,632	\$58,102	\$3,067,198	\$30,022,466	
Excise Tax - ADW	\$3,642	\$589	\$1,472	\$21,643	\$145,069	\$268,191	\$924	\$50,699	\$492,228	
Host Track - Purses	\$1,548	\$250	\$626	\$9,198	\$61,654	\$113,981	\$393	\$21,547	\$209,197	
Host Tracks	\$1,548	\$250	\$626	\$9,198	\$61,654	\$113,981	\$393	\$21,547	\$209,197	
General Fund	\$546	\$88	\$221	\$3,246	\$21,760	\$40,229	\$139	\$7,605	\$73,834	

Total Distributions by Account

The General Fund line includes amounts that are deposited to various accounts. These caps are calculated from deposits resulting from the excise tax for conducting pari-mutuel wagering on historical horse racing. Since these amounts are calculated as a whole and not per licensee, a one-time transfer will be made once the caps are met within the fiscal year. At the end of the fiscal year, approximately \$2M must be deducted from this line in order to determine the actual amount retained by the General Fund. Please contact the Department of Revenue with any questions regarding these transfers.

Total Excise Tax	\$9,441,525
Equine Drug Research	\$5,970
Equine Industry Program	\$6,863
Higher Education Program	\$5,970
K. Standardbred Development Fund	\$936,259
K. Thoroughbred Development Fund	\$3,788,505
K. Quarter Horse Development Fund	\$392
Host Track - Purses	\$209,197
Host Tracks	\$209,197
General Fund (See Note on Caps)	\$4,279,172
Backside Improvement Fund	\$23,861

Monthly	Fiscal Year To-Date
---------	---------------------

Pari-Mutuel Wagering for September 2022

Select Period - Month
September 2022

THE FOLLOWING REPORTING IS FOR ILLUSTRATIVE PURPOSES ONLY AND MAY BE AMENDED AS DEEMED SUITABLE BY THE KENTUCKY HORSE RACING COMMISSION. THE DISTRIBUTIONS FROM THE EXCISE TAX HAVE BEEN CALCULATED PURSUANT TO KRS 138 AND GUIDANCE FROM THE DEPARTMENT OF REVENUE.

On-Track Wagers on Live Horse Racing

	Licensee / Facility										Grand Total
	Churchill Downs Racetrack, LLC		ECL Corbin, LLC	Ellis Entertainment, LLC	Keeneland Association, Inc.	Kentucky Downs, LLC	Lexington Tots Breeders Association, LLC	Turfway Park, LLC	WKY Development, LLC		
	Churchill Downs Racetrack	Louisville Thoroughbred Society	Cumberland Run Racetrack	Ellis Park Racetrack	Keeneland Racetrack	Kentucky Downs Racetrack	Red Mile Racetrack	Turfway Park Racetrack	Oak Grove Racetrack		
Race Dates	12	0	0	0	0	8	11	0	0	0	31
On-Track Handle	\$3,090,062		\$0	\$0	\$0	\$1,530,499	\$291,379	\$0	\$0	\$0	\$4,911,940
Return to Public	\$2,326,852		\$0	\$0	\$0	\$1,246,116	\$238,934	\$0	\$0	\$0	\$3,811,903
Commission	\$591,526		\$0	\$0	\$0	\$261,371	\$65,772	\$0	\$0	\$0	\$918,669
Settlement	\$169,786		\$0	\$0	\$0	\$22,328	(\$10,448)	\$0	\$0	\$0	\$181,665
Breakage	\$2,369		\$0	\$0	\$0	\$1,283	\$189	\$0	\$0	\$0	\$3,840
Minus Pools (\$470)			\$0	\$0	\$0	(\$598)	(\$3,069)	\$0	\$0	\$0	(\$4,137)
Daily Average Live Handle	\$257,505		\$0	\$0	\$0	\$191,312	\$26,489	\$0	\$0	\$0	\$158,450
Backside Improvement Fund	\$15,450		\$0	\$0	\$0	\$45,915		\$0	\$0	\$0	\$61,365
Excise Tax	\$46,351		\$0	\$0	\$0	\$22,957	\$4,371	\$0	\$0	\$0	\$73,679
Thoroughbred Development Fund	\$23,175	\$0	\$0	\$0	\$0	\$11,479	\$0	\$0	\$0	\$0	\$34,654
Standardbred Development Fund	\$0		\$0	\$0	\$0	\$0	\$2,914	\$0	\$0	\$0	\$2,914
Equine Drug Research	\$3,090		\$0	\$0	\$0	\$1,530	\$291	\$0	\$0	\$0	\$4,912
Higher Ed Equine Trust	\$3,090		\$0	\$0	\$0	\$1,530	\$291	\$0	\$0	\$0	\$4,912
Equine Industry Programs	\$6,180		\$0	\$0	\$0	\$3,061	\$583	\$0	\$0	\$0	\$9,824
General Fund	\$10,815		\$0	\$0	\$0	\$5,357	\$291	\$0	\$0	\$0	\$16,463

Simulcast Wagers on Interstate and Intertrack Live Horse Racing

	Churchill Downs Racetrack		Louisville Thoroughbred Society	Cumberland Run Racetrack	Ellis Park Racetrack	Keeneland Racetrack	Kentucky Downs Racetrack	Red Mile Racetrack	Turfway Park Racetrack	Oak Grove Racetrack	Grand Total
	Derby City Gaming	Williamsburg	Henderson	Bowling Green	Franklin	Red Mile	Newport	Turfway Park	Oak Grove		
Off-Track Handle (Simulcast)	\$1,594,332	\$16,815	\$7,696	\$945,971	\$2,099,216	\$975,758	\$1,918,078	\$655,684	\$99,550	\$0	\$8,313,099
Thoroughbred	\$1,535,644	\$16,245	\$7,516	\$857,596	\$2,086,731	\$876,223	\$34	\$628,114	\$78,708	\$0	\$6,086,811
Standardbred	\$39,751	\$223	\$163	\$83,468	\$0	\$83,003	\$1,913,871	\$21,020	\$18,231	\$0	\$2,159,730
Other Breeds	\$18,937	\$348	\$17	\$4,907	\$12,486	\$16,532	\$4,173	\$6,550	\$2,611	\$0	\$66,559
Excise Tax - Simulcast	\$23,915	\$0	\$0	\$14,190	\$31,488	\$14,636	\$0	\$9,835	\$0	\$0	\$94,064
Thoroughbred Development Fund	\$15,356	\$0	\$0	\$8,576	\$20,867	\$8,762	\$0	\$6,281	\$0	\$0	\$59,843
Standardbred Development Fund	\$398	\$0	\$0	\$835	\$0	\$830	\$0	\$210	\$0	\$0	\$2,272
Quarter Horse Development Fund	\$189	\$0	\$0	\$49	\$125	\$165	\$0	\$65	\$0	\$0	\$594
Equine Drug Research	\$797	\$0	\$0	\$473	\$1,050	\$488	\$0	\$328	\$0	\$0	\$3,135
Higher Education Equine Trust	\$797	\$0	\$0	\$473	\$1,050	\$488	\$0	\$328	\$0	\$0	\$3,135
Equine Industry Programs	\$399	\$0	\$0	\$236	\$525	\$244	\$0	\$164	\$0	\$0	\$1,568
General Fund	\$5,979	\$0	\$0	\$3,547	\$7,872	\$3,659	\$0	\$2,459	\$0	\$0	\$23,516

On-Track Wagers on Historical Horse Racing

	Licensee / Facility										Grand Total
	Churchill Downs Racetrack, LLC		ECL Corbin, LLC	Ellis Entertainment, LLC	Kentucky Downs, LLC		Lexington Tots Breeders Association, LLC	Turfway Park, LLC		WKY Development, LLC	
	Derby City Gaming	Williamsburg	Henderson	Bowling Green	Franklin	Red Mile	Newport	Turfway Park	Oak Grove		
On-Track Handle	\$168,888,816	\$26,585,695	\$17,662,415	\$35,693,188	\$152,229,210	\$67,170,001	\$25,066,977	\$33,814,643	\$130,166,653	\$657,277,598	
Return to Public	\$153,511,912	\$23,557,153	\$16,138,132	\$32,199,007	\$139,449,836	\$61,527,864	\$22,678,760	\$30,216,038	\$118,187,992	\$597,466,693	
Pool Growth	\$204,893	\$388,409	(\$3,721)	\$185,329	(\$244,320)	(\$8,278)	\$49,509	\$313,000	\$626,433	\$1,511,254	
Breakage	\$0	\$484	\$2,199	\$379	\$5,726	\$9,146	\$0	\$0	\$0	\$17,935	
Gross Commission - Win	\$15,172,010	\$2,639,649	\$1,525,805	\$3,308,472	\$13,017,968	\$5,641,270	\$2,338,708	\$3,285,605	\$11,352,229	\$58,281,717	
Excise Tax - HHR	\$2,533,332	\$398,785	\$264,936	\$535,398	\$2,283,438	\$1,007,550	\$376,005	\$507,220	\$1,952,500	\$9,859,164	
Standardbred Development Fund	\$0	\$265,857	\$0	\$0	\$335,850	\$0	\$0	\$0	\$650,833	\$1,252,540	
Thoroughbred Development Fund	\$1,266,666	\$0	\$132,468	\$267,699	\$1,141,719	\$251,888	\$188,002	\$253,610	\$488,125	\$3,990,177	
General Fund and Other	\$1,266,666	\$132,928	\$132,468	\$267,699	\$1,141,719	\$419,813	\$188,002	\$253,610	\$813,542	\$4,616,447	
Adjusted Commission - Win	\$12,638,678	\$2,240,864	\$1,260,869	\$2,773,074	\$10,734,530	\$4,633,720	\$1,962,704	\$2,778,386	\$9,399,729	\$48,422,553	
Average Terminal Count	1,102	445	309	449	1,047	851	452	740	1,360	6,754	
Adj. Commission-Win/Unit	\$11,467	\$5,033	\$4,085	\$6,181	\$10,249	\$5,447	\$4,347	\$3,756	\$6,911	\$17,169	

Advance Deposit Account Wagering

	Licensee										Grand Total
	AmWest Entertainment	eBet Technologies	Lien Games Racing	NYRABets	TVG	Twinspires	WatchandWager.com	Xpressbet			
Total Handle	\$210,398	\$30,327	\$49,373	\$950,113	\$8,124,019	\$15,279,856	\$44,405	\$3,011,859	\$27,700,349		
In-State Races	\$29,083	\$5,240	\$4,126	\$252,748	\$2,130,923	\$5,365,654	\$12,605	\$1,302,002	\$9,102,379		
Out-of-State Races	\$181,316	\$25,087	\$45,247	\$697,365	\$5,993,096	\$9,914,202	\$31,800	\$1,709,858	\$18,597,970		
Excise Tax - ADW	\$3,156	\$455	\$741	\$14,252	\$121,860	\$229,198	\$666	\$45,178	\$415,505		
Host Track - Purses	\$1,341	\$193	\$315	\$6,057	\$51,791	\$97,409	\$283	\$19,201	\$176,590		
Host Tracks	\$1,341	\$193	\$315	\$6,057	\$51,791	\$97,409	\$283	\$19,201	\$176,590		
General Fund	\$473	\$68	\$111	\$2,138	\$18,279	\$34,380	\$100	\$6,777	\$62,326		

Total Distributions by Account

The General Fund line includes amounts that are deposited to various accounts. These caps are calculated from deposits resulting from the excise tax for conducting pari-mutuel wagering on historical horse racing. Since these amounts are calculated as a whole and not per licensee, a one-time transfer will be made once the caps are met within the fiscal year. At the end of the fiscal year, approximately \$2M must be deducted from this line in order to determine the actual amount retained by the General Fund. Please contact the Department of Revenue with any questions regarding these transfers.

Total Excise Tax	\$10,442,413
Equine Drug Research	\$8,047
Equine Industry Program	\$11,392
Higher Education Program	\$8,047
K. Standardbred Development Fund	\$1,257,726
K. Thoroughbred Development Fund	\$4,084,674
K. Quarter Horse Development Fund	\$594
Host Track - Purses	\$176,590
Host Tracks	\$176,590
General Fund (See Note on Caps)	\$4,718,752
Backside Improvement Fund	\$61,365

Monthly	Fiscal Year To-Date
---------	---------------------

Pari-Mutuel Wagering FY 2023

Select Period - Fiscal Year
FY 2023

THE FOLLOWING REPORTING IS FOR ILLUSTRATIVE PURPOSES ONLY AND MAY BE AMENDED AS DEEMED SUITABLE BY THE KENTUCKY HORSE RACING COMMISSION. THE DISTRIBUTIONS FROM THE EXCISE TAX HAVE BEEN CALCULATED PURSUANT TO KRS 138 AND GUIDANCE FROM THE DEPARTMENT OF REVENUE.

On-Track Wagers on Live Horse Racing

	Licensee / Facility									Grand Total
	Churchill Downs Racetrack, LLC	ECL Corbin, LLC	Ellis Entertainment, LLC	Keeneland Association, Inc.	Kentucky Downs, LLC	Lexington Trots Breeders Association, LLC	Turfway Park, LLC	WKY Development, LLC		
	Churchill Downs Racetrack	Louisville Thoroughbred Society	Cumberland Run Racetrack	Ellis Park Racetrack	Keeneland Racetrack	Kentucky Downs Racetrack	Red Mile Racetrack	Turfway Park Racetrack	Oak Grove Racetrack	
Race Dates	18	0	0	23	0	8	25	0	8	82
On-Track Handle	\$5,233,468		\$0	\$2,606,060	\$0	\$1,530,499	\$764,656	\$0	\$44,229	\$10,178,913
Return to Public	\$3,908,911		\$0	\$1,937,371	\$0	\$1,246,116	\$664,035	\$0	\$34,068	\$7,790,501
Commission	\$1,005,644		\$0	\$505,474	\$0	\$261,371	\$174,235	\$0	\$9,668	\$1,956,391
Settlement	\$306,680		\$0	\$158,430	\$0	\$22,328	(\$67,813)	\$0	\$241	\$419,867
Breakage	\$13,092		\$0	\$5,449	\$0	\$1,283	\$486	\$0	\$302	\$20,611
Minus Pools	(\$859)		\$0	(\$664)	\$0	(\$598)	(\$6,287)	\$0	(\$49)	(\$8,457)
Daily Average Live Handle	\$290,748		\$0	\$113,307	\$0	\$191,312	\$30,586	\$0	\$5,529	\$124,133
Backside Improvement Fund	\$26,167		\$0	\$39,091	\$0	\$45,915	\$0	\$0	\$0	\$111,173
Excise Tax	\$78,502		\$0	\$39,091	\$0	\$22,957	\$11,470	\$0	\$663	\$152,684
Thoroughbred Development Fund	\$39,251	\$0	\$0	\$19,545	\$0	\$11,479	\$0	\$0	\$0	\$70,275
Standardbred Development Fund	\$0		\$0	\$0	\$0	\$0	\$7,647	\$0	\$442	\$8,089
Equine Drug Research	\$5,233		\$0	\$2,606	\$0	\$1,530	\$765	\$0	\$44	\$10,179
Higher Ed Equine Trust	\$5,233		\$0	\$2,606	\$0	\$1,530	\$765	\$0	\$44	\$10,179
Equine Industry Programs	\$10,467		\$0	\$5,212	\$0	\$3,061	\$1,529	\$0	\$88	\$20,358
General Fund	\$18,317		\$0	\$9,121	\$0	\$5,357	\$765	\$0	\$44	\$33,604

Simulcast Wagers on Interstate and Intertrack Live Horse Racing

	Churchill Downs Racetrack	Louisville Thoroughbred Society	Cumberland Run Racetrack	Ellis Park Racetrack	Keeneland Racetrack	Kentucky Downs Racetrack	Red Mile Racetrack	Turfway Park Racetrack	Oak Grove Racetrack	Grand Total
Off-Track Handle (Simulcast)	\$5,652,296	\$39,714	\$7,696	\$2,969,732	\$6,789,052	\$3,560,435	\$5,616,073	\$1,666,964	\$457,777	\$26,759,738
Thoroughbred	\$5,503,024	\$38,331	\$7,516	\$2,701,558	\$6,755,865	\$3,259,244	\$104	\$1,600,262	\$350,947	\$20,216,852
Standardbred	\$111,479	\$778	\$163	\$258,062	\$0	\$256,437	\$5,990,436	\$49,807	\$99,131	\$6,366,294
Other Breeds	\$37,792	\$605	\$17	\$10,112	\$33,186	\$44,754	\$25,532	\$16,895	\$7,698	\$176,591
Excise Tax - Simulcast	\$116,169	\$0	\$0	\$60,556	\$138,301	\$75,504	\$0	\$33,021	\$0	\$423,551
Thoroughbred Development Fund	\$75,380	\$0	\$0	\$36,691	\$91,763	\$46,219	\$0	\$21,123	\$0	\$271,177
Standardbred Development Fund	\$1,583	\$0	\$0	\$3,557	\$0	\$3,523	\$0	\$658	\$0	\$9,321
Quarter Horse Development Fund	\$483	\$0	\$0	\$122	\$437	\$594	\$0	\$232	\$0	\$1,869
Equine Drug Research	\$3,872	\$0	\$0	\$2,019	\$4,610	\$2,517	\$0	\$1,101	\$0	\$14,118
Higher Education Equine Trust	\$3,872	\$0	\$0	\$2,019	\$4,610	\$2,517	\$0	\$1,101	\$0	\$14,118
Equine Industry Programs	\$1,936	\$0	\$0	\$1,009	\$2,305	\$1,258	\$0	\$550	\$0	\$7,059
General Fund	\$29,042	\$0	\$0	\$15,139	\$34,575	\$18,876	\$0	\$8,255	\$0	\$105,888

On-Track Wagers on Historical Horse Racing

	Licensee / Facility									Grand Total
	Churchill Downs Racetrack, LLC	ECL Corbin, LLC	Ellis Entertainment, LLC	Kentucky Downs, LLC		Lexington Trots Breeders Association, LLC	Turfway Park, LLC		WKY Development, LLC	
	Derby City Gaming	Williamsburg	Henderson	Bowling Green	Franklin	Red Mile	Newport	Turfway Park	Oak Grove	
On-Track Handle	\$511,188,003	\$26,921,711	\$54,300,080	\$109,349,238	\$476,799,241	\$196,372,289	\$88,188,297	\$34,591,743	\$392,242,061	\$1,889,952,664
Return to Public	\$464,761,419	\$23,874,195	\$49,640,107	\$98,726,833	\$436,563,113	\$179,543,225	\$79,699,817	\$30,890,105	\$357,294,764	\$1,720,993,578
Pool Growth	\$565,422	\$374,453	(\$55,294)	\$384,023	\$64,642	\$169,700	\$229,706	\$340,528	\$547,363	\$2,620,540
Breakage	\$0	\$490	\$7,498	\$1,483	\$20,312	\$43,419	\$0	\$0	\$0	\$73,203
Gross Commission - Win	\$45,861,161	\$2,672,572	\$4,707,769	\$10,236,899	\$40,151,174	\$16,615,947	\$8,258,774	\$3,361,110	\$34,399,935	\$166,265,341
Excise Tax - HHR	\$7,667,820	\$403,826	\$814,501	\$1,640,239	\$7,151,989	\$2,945,584	\$1,322,824	\$518,876	\$5,883,631	\$28,349,290
Standardbred Development Fund	\$0	\$269,217	\$0	\$0	\$0	\$981,861	\$0	\$0	\$1,961,210	\$3,212,289
Thoroughbred Development Fund	\$3,833,910	\$0	\$407,251	\$820,119	\$3,575,994	\$736,396	\$661,412	\$259,438	\$1,470,908	\$11,765,428
General Fund and Other	\$3,833,910	\$134,609	\$407,251	\$820,119	\$3,575,994	\$1,227,327	\$661,412	\$259,438	\$2,451,513	\$13,371,573
Adjusted Commission - Win	\$38,193,341	\$2,268,747	\$3,893,268	\$8,596,660	\$32,999,185	\$13,670,363	\$6,935,949	\$2,842,234	\$28,516,304	\$137,916,051
Average Terminal Count	\$3,306	\$460	\$942	\$1,341	\$3,144	\$2,574	\$1,364	\$768	\$4,086	\$17,985
Adj. Commission-Win/Unit	\$11,554	\$4,929	\$4,131	\$6,412	\$10,495	\$5,311	\$5,086	\$3,700	\$6,979	\$7,668

Advance Deposit Account Wagering

	Licensee									Grand Total
	AmWest Entertainment	eBet Technologies	Lien Games Racing	NYRABets	TVG	Twinspires	WatchandWager.com	Xpressbet		
Total Handle	\$667,938	\$127,786	\$274,486	\$3,750,993	\$27,866,427	\$51,630,991	\$161,041	\$9,673,159	\$94,152,820	
In-State Races	\$46,263	\$11,007	\$8,968	\$496,277	\$3,957,024	\$9,950,455	\$23,204	\$2,143,860	\$16,637,057	
Out-of-State Races	\$621,675	\$116,779	\$265,518	\$3,254,717	\$23,909,404	\$41,680,535	\$137,837	\$7,529,299	\$77,515,763	
Excise Tax - ADW	\$7,872	\$1,335	\$2,847	\$42,684	\$317,285	\$589,748	\$1,865	\$112,284	\$1,075,920	
Host Track - Purses	\$3,345	\$567	\$1,210	\$18,141	\$134,846	\$250,643	\$793	\$47,721	\$457,266	
Host Tracks	\$3,345	\$567	\$1,210	\$18,141	\$134,846	\$250,643	\$793	\$47,721	\$457,266	
General Fund	\$1,181	\$200	\$427	\$6,403	\$47,593	\$88,462	\$280	\$16,843	\$161,388	

Total Distributions by Account

The General Fund line includes amounts that are deposited to various accounts. These caps are calculated from deposits resulting from the excise tax for conducting pari-mutuel wagering on historical horse racing. Since these amounts are calculated as a whole and not per licensee, a one-time transfer will be made once the caps are met within the fiscal year. At the end of the fiscal year, approximately \$2M must be deducted from this line in order to determine the actual amount retained by the General Fund. Please contact the Department of Revenue with any questions regarding these transfers.

Total Excise Tax	\$30,001,444
Equine Drug Research	\$24,297
Equine Industry Program	\$27,417
Higher Education Program	\$24,297
K. Standardbred Development Fund	\$3,229,699
K. Thoroughbred Development Fund	\$12,106,881
K. Quarter Horse Development Fund	\$1,869
Host Track - Purses	\$457,266
Host Tracks	\$457,266
General Fund (See Note on Caps)	\$13,672,452
Backside Improvement Fund	\$111,173